




MEMORANDUM

TO : ARPA/FRF Administrators
Divisions/Department
NAVAJO NATION GOVERNMENT

FROM : 
Arnold Jake, Principal Accountant
Fiscal Recovery Funds Office/Finance Unit
NN Executive Offices

DATE : September 25, 2024

SUBJECT : **CMY-28-24 Recapture Amounts**

The Finance Unit of the FRF Office offers the attached report showing the ARPA/FRF Recapture amounts pursuant to CMY-28-24. After updating the BU listing with the 6/17/24 balances from FMIS, it appears there is not enough to cover all the Reallocation amounts in CMY-28-24. Therefore, this report only covers the amounts to be recaptured to be transferred to the NN's General Fund/Revenue Recovery Reserve (GF/RRR). We request the NN Controller *et. al.* to assist with completing the Reallocations authorized in CMY-28-24.

This memo provides the calculations and methodology used by the Finance Unit of FRF Office to complete this Recapture report and to comply with NNC Resolution CMY-28-24. We attached additional documents and FMIS reports to the report that we used to complete this task.

This report includes the status of any ARPA/FRF BU Accts that were not affected by CMY-28-24 and have remaining balances that need to be expended or encumbered by the impending deadlines (11/1/24 & 12/31/24) to avoid the reversion of any unused funds.

On June 17, 2024, CMY-28-24 was signed into law by Navajo Nation President Nygren. To date, only the changes in the section on Regional Chapter Projects has been entered into the NN government's Financial Management Information System (FMIS).

CMY-28-24, on its own, could not be implemented because it did not include the detailed information (specific amounts by business units) used to determine the summary amounts in Exhibit 1 of CMY-28-24, titled NN NNFRF Recapture & Reallocation Summary. A copy of Exhibit 1 of CMY-28-24 is attached to the report. The resolution also did not specify a date of implementation (ie. effective date) and did not include information as to its effect on the total amount ARPA funding received by the NN (\$2,079,461,463.61).

Memo: CMY-28-24 Recapture Amounts
From: A. Jake, FRF Ofc/Finance Unit
Date: Sept. 25, 2024
Page 2

On June 27, 2024 the NN Attorney General released a memo entitled Guidance On Funds Recaptured By CMY-28-24, a copy is attached to the report, which provided the following guidance:

1. The spreadsheet of Business Units and amounts utilized/provided by the Controller in his calculation of amounts to be recaptured is attached to the memo. The AG states that the recapture provisions only apply to these BU's.
2. An explanation of "Unobligated Fiscal Recovery Funds" by providing the US Dept of Treasury's definition of "obligation" and how it applies to NN financials.
3. The recapture provisions only apply to FRF that remain unobligated as of June 17, 2024.
4. Section 2 of CMY-28-24 is not operative law. The final NNC actions to recapture FRF are set forth in Section 3 of CMY-28-24 and the final NNC actions to reallocate FRF are set forth in Sections 4 and 5 of CMY-28-24.

RECAPTURE OF FUNDS REPORT:

The attached report includes an overall summary showing the status of the total ARPA/FRF amount of \$2,079,461,463.61 and a section for each of the 4 categories showing the detailed info. These are the steps taken to compile this report:

1. Per the NN AG's guidance, we obtained the remaining balances of all FRF business units (master list) from the FMIS as of June 17, 2024. This is required because the date on the spreadsheet provided by the Controller states "*Numbers as of 3/31/24*" and #3 of the NN AG's Guidance memo (above).
2. Highlighted the BU's from the Controller's spreadsheet on the master list. The remaining balances of these BU's on June 17, 2024 are the amounts to be recaptured.
3. The June 17, 2024 Remaining Balances of the highlighted BU's are then recaptured and designated to be transferred to the NN's General Fund. The result is a 6/18/24 Remaining Balance of zero for the effected (highlighted) BU's.
4. Revise the budgets of the effected BU's to cover only the Actual Expenses and Encumbrances of those BU's as of June 17, 2024. This results in a zero-balance remaining of the highlighted BU's. (which has the same effect as the previous step #3)
5. Apply the current (in this report, Sept 19, 2024) Actual Expenses and Encumbrances from FMIS (copy of this FMIS report is also attached to the report) to the June 18 revised budget amounts. These should result in zero Remaining Balances for the effected BU's but any spending or obligating of funds after June 17, 2024 for the effected BU's will show up as negative balances.
6. The recaptured amounts to be transferred to the GF are at the bottom of each section.

The report includes the Revised Budget amounts to be entered in FMIS to release the Recaptured amounts to be transferred to the NN General Fund.

Memo: CMY-28-24 Recapture Amounts
From: A. Jake, FRF Ofc/Finance Unit
Date: Sept. 25, 2024
Page 3

Because resolution CMY-28-24 contains inconsistencies and ambiguities, as stated in the NN Attorney General's Guidance Memo, and the Controller's spreadsheet list includes Other Amounts that do not provide detailed info (for example: "Pending FMIS setup" amount of \$131,713,392 on page 14 of the Controllers spreadsheet) the attached Recapture Report report is "by no means" definitive and is therefore subject to corrections, clarifications and/or any other proper revisions.

REALLOCATION OF FUNDS per CMY-28-24

Upon completion of this report, it appears there is not enough Recaptured amounts to cover the Reallocation amounts in CMY-28-24 and, therefore, we request the guidance and advise of the NN Controller and our assigned NDOJ Counselors on how to best proceed.

The total amount recaptured is \$686,762,966.08 which reduces the total amount of ARPA funding from \$2,079,461,463.61 to \$\$1,392,698,497.53.

It is important to note that the Recapture and Reallocation of the Regional Chapter Project ARPA/FRF funds have been 99% completed and the \$15M reallocation for the ARPA Personnel in underway.

Notes are included in this report, as well as Areas of Concern (**highlighted in red**) that need to be addressed ASAP.

This memo, the Recapture Report and Attachments for the CMY-28-24 Exhibit 1 and the NN Attorney General's Guidance Memo (which includes the Controller's spreadsheet of BU's) are on pages 1 thru 29. The FMIS BU JSIP reports are from page 30 thru 191 and the OMB Memo and listing of the new BU's set up in FMIS for the Regional Chapter Projects are on pages 192 thru 210.

Please contact me or Mr. Kyler Begay, FRF Office Accountant, if you have any questions regarding this report. Thank you.

Attached:

- CMY-28-24 Recapture Report, 5 total pages. The report has the following documents attached:
 - Copy of Exhibit 1 of CMY-28-24 showing the projected summary amounts for Recapture and Reallocation of ARPA/FRF.
 - Copy of the NN Attorney General's June 27, 2024 Guidance On Funds Recaptured By CMY-28-24. A copy of the Controller's detailed list of BU's to be recaptured is attached to this memo.
 - Copies of the FMIS Job Status Inquiry Print Reports showing remaining balances on June 17, 2024 and September 19, 2024.
 - Copy of the August 29, 2024 NN Office of Mgmt & Bdgt Memo re: RRR Project – New General Fund Business Units Assigned to Chapter Projects

Summary of ARPA/FRF Recapture Amounts per CMY-28-24 by Category

As of Sept. 19, 2024

A. Inception to June 17, 2024

Category	Legislative Actions		Total Allocations		BU Set-up Status		As of 6/17/24			As of 6/18/24	
	CJY-41-21	CD-62-21	CJN-29-22	Total of 3 NNC Resolutions	Unallocated No BU's Set-Up	Revised Budget/BU's Set-Up	# of BU's	Expended and/or Encumbered (Sub-Ks)	Balances Remaining 6/17/24	CMY-28-24 Recaptured (GF)	ARPA/FRF Balance Remaining
Reimburse Sifasin & UUF	\$ 76,567,896.45	\$ -	\$ -	\$ 76,567,896.45	\$ 76,567,896.45	\$ -	0	\$ -	\$ -	\$ 76,567,896.45	\$ -
Centrl Sprt /Regulatory Svcs	\$ 207,946,146.40	\$ -	\$ (47,151,531.00)	\$ 160,794,615.40	\$ 14,160,347.01	\$ 146,634,268.39	37	\$ (60,470,561.10)	\$ 86,163,707.29	\$ 100,324,054.30	\$ -
Defunded CARES Prjts	\$ 167,648,553.76	\$ -	\$ -	\$ 167,648,553.76	\$ -	\$ 167,648,553.76	21	\$ (129,187,675.84)	\$ 38,460,877.92	\$ 25,011,007.17	\$ 13,449,870.75
CD-62-21 & CJN-29-22	\$ -	\$ 557,000,000.00	\$ 906,193,750.00	\$ 1,463,193,750.00	\$ -	\$ 1,463,193,750.00	22	\$ (1,010,246,051.36)	\$ 452,947,698.64	\$ 318,482,116.92	\$ 134,465,581.72
Regional Chapter Projects	\$ -	\$ -	\$ 211,256,648.00	\$ 211,256,648.00	\$ 16,696,738.10	\$ 194,559,909.90	438	\$ (43,066,356.76)	\$ 151,493,553.14	\$ 166,377,891.24	\$ 44,878,756.76
TOTALS:	\$ 452,162,596.61	\$ 557,000,000.00	\$ 1,070,298,867.00	\$ 2,079,461,463.61	\$ 107,424,981.56	\$ 1,972,036,482.05	518	\$ (1,242,970,645.06)	\$ 729,065,836.99	\$ 686,762,966.08	\$ 192,794,209.23

* Regional Chapter Projects Recaptured Amt
 Total Amt of New GF BU's Set-up in FMIS as reported in attached OMB Memo dated 8/29/24 of \$149,681,153.21 plus Unallocated Amt from column "e" (above) of \$16,696,738.10 = \$166,377,891.31

B. Inception to Sept. 19, 2024

Category	Legislative Actions		Total Allocations		As of Sept. 19, 2024					
	CJY-41-21	CD-62-21	CJN-29-22	CMY-28-24 Same as column 1 above	New Total Amt/ Revised Budget	Actual Expenses	Encumbrances	Balance Remaining	CMY-28-24 Recaptured (GF)	ARPA/FRF Balance Remaining
Reimburse Sifasin & UUF	\$ 76,567,896.45	\$ -	\$ -	\$ (76,567,896.45)	\$ 0.00	\$ -	\$ -	\$ -	\$ 0.00	\$ -
Centrl Sprt /Regulatory Svcs	\$ 207,946,146.40	\$ -	\$ (47,151,531.00)	\$ (100,324,054.30)	\$ 60,470,561.10	\$ (46,401,862.30)	\$ (16,097,709.23)	\$ (2,029,010.43)	\$ 100,324,054.30	\$ -
Defunded CARES Prjts	\$ 167,648,553.76	\$ -	\$ -	\$ (25,011,007.17)	\$ 142,637,546.59	\$ (69,477,784.88)	\$ (62,287,417.28)	\$ 10,872,344.43	\$ 25,011,007.17	\$ 13,449,870.75
CD-62-21 & CJN-29-22	\$ -	\$ 557,000,000.00	\$ 906,193,750.00	\$ (318,482,116.92)	\$ 1,144,711,633.08	\$ (741,030,209.53)	\$ (332,027,612.08)	\$ 71,653,811.47	\$ 318,482,116.92	\$ 134,465,581.72
Regional Chapter Projects	\$ -	\$ -	\$ 211,256,648.00	\$ (166,377,891.24)	\$ 44,878,756.76	\$ (20,782,992.00)	\$ (22,783,364.36)	\$ 1,312,400.40	\$ 166,377,891.24	\$ 44,878,756.76
TOTALS:	\$ 452,162,596.61	\$ 557,000,000.00	\$ 1,070,298,867.00	\$ (686,762,966.08)	\$ 1,392,698,497.53	\$ (877,692,848.71)	\$ (433,196,102.95)	\$ 81,809,545.87	\$ 686,762,966.08	\$ 192,794,209.23

Recapture of ARPA/FRF Funds pursuant to CMY-28-24, NN Attorney General's Guidance Memo & NN Controller's Detailed BU Listing

As of Sept. 19, 2024

Notes on Info in this Report:

- On June 17, 2024, CMY-28-24 was signed into law by NN President Nygren. The Resolution, including the attachments, did not contain any detailed info of which Business Unit accounts /amounts were included in the recapture of funds.
- The Resolution only includes "A summary of the recaptured amounts and reallocations incorporated herein as Exhibit 1." Copy of Exhibit 1 from CMY-28-24 is attached.
- The Resolution also did not provide an effective date of when the amounts are to be recaptured or how the changes affect the overall ARPA/FRF amount of \$2,079,461,464.
- On June 27, 2024, the NN's Attorney General issued a memo for "Guidance On Funds Recaptured By CMY-28-24" (attached) which includes the Controller's spreadsheet listing of BU accounts and amounts to be recaptured and states "Numbers as of 3/31/24".
- The NN AG's memo states the recapture provisions of CMY-28-24 only apply to the BU's utilized by the Controller, as contained in the Controller's spreadsheet, for the calculations of amounts in Exh.1 of the Resolution.
- The NN AG's memo also states the recapture provisions of CMY-28-24 only apply to Fiscal Recovery Funds that remain unobligated as of June 17, 2024.

Notes on this Report:

- BU accts selected for Recapture that are included in the Controller's spreadsheet attached to the NN Attorney General's 6/27/24 Guidance On Funds Recaptured by CMY-28-24 are highlighted in yellow on this report
- The Revised Budget Column(s) will need to be revised to these amounts in FMIS/JDE by the NN OMB. (Highlighted in bright yellow)
- Per the NN AG's 6/27/24 Memo, the recapture provisions only apply to FRF that remain unobligated as of June 17, 2024.
- This report does not include the reallocation of the recaptured amounts as authorized in CMY-28-24.
- Areas of Concern - Noted in the report.

1. Central Support & Regulatory Svcs (Admin): CJY-41-21 (Inception to June 17, 2024)

Inception to 6/17/24*

BU #	BU Description	Orig Budget	Revised Budget ^b	Actual Expenditures ^c	Encumbered/Obligated ^d	Remaining Balance ^e b-(c+d)=	Amount of Unspent Recaptured ^f	Remaining Balance ^g (e-f)=
1	K211500 OPVP	\$ 25,337,389.00	\$ 25,337,389.00	\$ 5,390,505.45	\$ 5,051,655.70	\$ 14,895,227.85	\$ 14,895,227.85	\$ 0.00
2	K211501 OPVP FRF OFFICE	\$ 2,725,789.00	\$ 2,725,789.00	\$ 753,781.34	\$ 1,744,511.43	\$ 1,979,456.23	\$ 1,979,456.23	\$ 0.00
3	K211502 DGS	\$ 869,194.00	\$ 869,194.00	\$ 531,905.64	\$ 30,470.56	\$ 306,817.80	\$ 306,817.80	\$ 0.00
4	K211503 DHR	\$ 2,629,500.00	\$ 2,629,500.00	\$ 83,191.61	\$ -	\$ 2,546,308.39	\$ 2,546,308.39	\$ 0.00
5	K211504 NEPA	\$ 8,093,953.00	\$ 3,929,977.00	\$ 829,403.23	\$ 267,608.05	\$ 2,832,965.72	\$ 2,832,965.72	\$ 0.00
6	K211505 DED	\$ 330,768.00	\$ 330,768.00	\$ 144,152.98	\$ 1,747.40	\$ 184,867.62	\$ 184,867.62	\$ 0.00
7	K211506 DED	\$ 1,010,601.00	\$ 1,010,601.00	\$ 355,797.50	\$ 1,855.00	\$ 652,948.50	\$ 652,948.50	\$ 0.00
8	K211508 DNR	\$ 2,183,797.00	\$ 2,183,797.00	\$ 967,253.13	\$ -	\$ 1,216,543.87	\$ 1,216,543.87	\$ 0.00
9	K211509 DNR	\$ 10,683,627.00	\$ 10,683,627.00	\$ 6,238,239.61	\$ 1,747.40	\$ 4,445,140.79	\$ 4,445,140.79	\$ 0.00
10	K211510 DCD	\$ 7,761,517.00	\$ 7,761,517.00	\$ 1,435,076.56	\$ 3,726,433.44	\$ 2,600,007.00	\$ 2,600,007.00	\$ 0.00
11	K211511 DCD	\$ 2,033,414.00	\$ 2,033,414.00	\$ 668,687.64	\$ 16,563.72	\$ 1,348,162.64	\$ 1,348,162.64	\$ 0.00
12	K211512 DNR	\$ 991,293.00	\$ 991,293.00	\$ 279,740.26	\$ 234.63	\$ 731,318.11	\$ 731,318.11	\$ 0.00
13	K211513 DNR	\$ 1,440,527.00	\$ 1,440,527.00	\$ 370,470.33	\$ -	\$ 1,070,056.67	\$ 1,070,056.67	\$ 0.00
14	K211514 OOC	\$ 17,664,167.00	\$ 17,664,167.00	\$ 7,813,093.30	\$ 266,021.40	\$ 9,851,052.30	\$ 9,851,052.30	\$ 0.00
15	K211515 DNR	\$ 5,059,674.00	\$ 5,059,674.00	\$ 1,310,384.75	\$ 206,350.44	\$ 3,542,938.81	\$ 3,542,938.81	\$ 0.00
16	K211519 DOJ	\$ 25,446,993.00	\$ 25,446,993.00	\$ 3,646,117.50	\$ 3,403,562.15	\$ 18,397,313.35	\$ 18,397,313.35	\$ 0.00
17	K211520 DNR	\$ 3,525,471.00	\$ 3,525,471.00	\$ 863,456.02	\$ 1,887.84	\$ 2,660,127.14	\$ 2,660,127.14	\$ 0.00
18	K211521 DED	\$ 2,843,597.00	\$ 2,843,597.00	\$ 723,985.85	\$ 108,645.47	\$ 2,019,965.68	\$ 2,019,965.68	\$ 0.00
19	K211536 DED	\$ 1,852,157.00	\$ 1,852,157.00	\$ -	\$ -	\$ 1,852,157.00	\$ 1,852,157.00	\$ 0.00
20	K211540 OMB	\$ 2,788,084.00	\$ 1,561,059.63	\$ 287,403.79	\$ 7,676.15	\$ 1,265,979.69	\$ 1,265,979.69	\$ 0.00
21	K211541 OOC	\$ 248,110.00	\$ 248,110.00	\$ -	\$ -	\$ 248,110.00	\$ 248,110.00	\$ 0.00
22	K211545 OOC	\$ 550,000.00	\$ 550,000.00	\$ 548,317.77	\$ -	\$ 1,682.23	\$ 1,682.23	\$ 0.00
23	K211556 DNR	\$ 2,777,319.00	\$ 2,777,319.00	\$ 395,050.20	\$ -	\$ 2,382,268.80	\$ 2,382,268.80	\$ 0.00
24	K211557 FRFO	\$ 8,931,654.00	\$ 8,931,654.00	\$ 7,756,204.99	\$ 1,175,449.01	\$ -	\$ -	\$ 0.00
25	K211558 DHR	\$ 1,581,788.00	\$ 1,581,788.00	\$ 206,769.98	\$ -	\$ 1,375,018.02	\$ 1,375,018.02	\$ 0.00
26	K2115399 OPVP	\$ 684,400.00	\$ 684,400.00	\$ 82,738.89	\$ 49,604.00	\$ 552,057.11	\$ 552,057.11	\$ 0.00
27	K2115464 DCD	\$ 5,887,727.76	\$ 5,887,727.76	\$ -	\$ -	\$ 5,887,727.76	\$ 5,887,727.76	\$ 0.00
28	K2115514 DOJ	\$ 950,000.00	\$ 950,000.00	\$ 265,212.00	\$ 649,230.45	\$ 35,557.55	\$ 35,557.55	\$ 0.00
29	K2115515 DOJ	\$ 165,000.00	\$ 165,000.00	\$ -	\$ -	\$ 165,000.00	\$ 165,000.00	\$ 0.00
30	K2115516 DCD	\$ 3,479,576.00	\$ 3,479,576.00	\$ -	\$ -	\$ 3,479,576.00	\$ 3,479,576.00	\$ 0.00
31	K2115517 DOJ	\$ 14,000.00	\$ 14,000.00	\$ -	\$ -	\$ 14,000.00	\$ 14,000.00	\$ 0.00
32	K2115135 LB	\$ 89,358.00	\$ 89,358.00	\$ 89,358.00	\$ -	\$ -	\$ -	\$ 0.00
33	K2115136 LB	\$ 600,000.00	\$ 600,000.00	\$ 8,166.24	\$ -	\$ 591,833.76	\$ 591,833.76	\$ 0.00
34	K2115138 LB	\$ 119,824.00	\$ 119,824.00	\$ 111,808.14	\$ -	\$ 8,015.86	\$ 8,015.86	\$ 0.00
35	K2115513 LB	\$ 340,000.00	\$ 340,000.00	\$ -	\$ 102,500.00	\$ 237,500.00	\$ 237,500.00	\$ 0.00
36	K2115518 LB	\$ 300,000.00	\$ 300,000.00	\$ -	\$ -	\$ 300,000.00	\$ 300,000.00	\$ 0.00
37	K2115519 LB	\$ 35,000.00	\$ 35,000.00	\$ -	\$ -	\$ 35,000.00	\$ 35,000.00	\$ 0.00
37		\$ 152,025,268.76	\$ 146,634,268.39	\$ 42,156,272.70	\$ 18,314,288.40	\$ 86,163,707.29	\$ 86,163,707.29	\$ 0.00

* FMIS/JDE Report Attached/Available

* Reduction, use maximum indicated/Donor's Chief Amount

Amt of Unspent Recaptured: \$ 86,163,707.29
 Amt of Unallocated Recaptured: \$ 14,160,347.01
 \$160,794,615.40 - \$146,634,268.39 =
Total Amt Recaptured: \$ 100,324,054.30

THIS SECTION CONTINUED ON NEXT PAGE

Recapture of ARPA/FRF Funds pursuant to CMY-28-24, NN Attorney General's Guidance Memo & NN Controller's Detailed BU Listing

As of Sept. 19, 2024

1a. Central Support & Regulatory Svcs: CJY-41-2/CMY-28-24 (Inception to Sept. 19, 2024)

BU #	BU Description	AOS	6/18/24 Rcvd Bldg		Inception to 9/19/24		Encumbrance [†]	9/19/2024	
			Orig Bldg	(c + d + e)	Actual Exp [†]	Actual Exp [†]		Remaining Balance	(b - (c + d) - e)
1	K211500 UST - OPVP FRF OFFICE	OPVP	\$ 25,337,389.00	\$ 10,442,161.15	\$ 5,859,533.93	\$ 5,045,476.19	\$ -	\$ (462,848.99)	\$ -
2	K211501 UST - BROADBAND OFC - FRF	OPVP	\$ 2,725,789.00	\$ 928,332.77	\$ 911,456.50	\$ 134,900.08	\$ -	\$ (118,023.81)	\$ -
3	K211502 UST - HUMAN RESOURCES	OPVP	\$ 869,194.00	\$ 562,376.20	\$ 688,579.07	\$ -	\$ -	\$ (126,202.87)	\$ -
4	K211503 UST - WATER RESOURCES	DNR	\$ 2,629,500.00	\$ 83,191.61	\$ 96,742.32	\$ -	\$ -	\$ (13,550.71)	\$ -
5	K211504 UST - EPA ADMIN - FRF	NEPA	\$ 8,093,953.00	\$ 1,097,011.28	\$ 872,407.58	\$ 267,608.05	\$ -	\$ (43,004.35)	\$ -
6	K211505 UST - BUSINESS REG - FRF	DNR	\$ 330,768.00	\$ 145,900.38	\$ 152,438.52	\$ -	\$ -	\$ (6,538.14)	\$ -
7	K211506 UST - HERITAGE & HIST P	DNR	\$ 1,010,601.00	\$ 357,652.50	\$ 401,897.49	\$ -	\$ -	\$ (44,244.99)	\$ -
8	K211508 UST - GENERAL LAND DEV	DNR	\$ 2,183,797.00	\$ 967,253.13	\$ 1,047,428.60	\$ -	\$ -	\$ (80,175.47)	\$ -
9	K211509 UST - DIV COMM DEV - FRF	DCD	\$ 10,683,627.00	\$ 9,330,481.17	\$ 6,457,904.73	\$ 2,943,934.99	\$ -	\$ (71,358.55)	\$ -
10	K211510 UST - DCD CHAPTERS - FRF	DCD	\$ 7,761,517.00	\$ 5,161,510.00	\$ 2,419,874.89	\$ 2,741,635.11	\$ -	\$ -	\$ -
11	K211511 UST - AMLR - FRF	DNR	\$ 2,033,414.00	\$ 685,251.36	\$ 716,510.03	\$ 13,825.11	\$ -	\$ (45,083.78)	\$ -
12	K211512 UST - FORESTRY - FRF	DNR	\$ 991,293.00	\$ 259,974.89	\$ 293,451.58	\$ 234.63	\$ -	\$ (33,711.32)	\$ -
13	K211513 UST - MINERALS - FRF	DNR	\$ 1,440,527.00	\$ 370,470.33	\$ 402,241.09	\$ -	\$ -	\$ (31,770.76)	\$ -
14	K211514 UST - OOC - FRF	OOO	\$ 17,664,167.00	\$ 8,079,114.70	\$ 8,043,151.06	\$ 244,024.36	\$ -	\$ (208,060.92)	\$ -
15	K211515 UST - NAVAJO LAND DEPT	DNR	\$ 5,059,674.00	\$ 1,516,735.19	\$ 1,373,328.00	\$ 206,350.44	\$ -	\$ (62,943.25)	\$ -
16	K211519 UST - ATTORNEY GENERAL	DOJ	\$ 25,446,993.00	\$ 7,049,679.65	\$ 4,096,016.96	\$ 3,228,546.68	\$ -	\$ (274,883.99)	\$ -
17	K211520 UST - FISH & WILDLIFE	DNR	\$ 3,525,471.00	\$ 865,343.86	\$ 1,001,027.08	\$ 1,887.84	\$ -	\$ (137,571.06)	\$ -
18	K211521 UST - ECONOMIC DEV - FRF	DED	\$ 2,843,597.00	\$ 832,631.32	\$ 870,520.81	\$ 76,401.49	\$ -	\$ (114,290.98)	\$ -
19	K211536 UST - NDOH - FRF	NDOH	\$ 1,852,157.00	\$ -	\$ -	\$ -	\$ -	\$ -	\$ -
20	K211540 UST - OFC OF MGMT & BDG	OMB	\$ 2,788,084.00	\$ 295,079.94	\$ 317,745.66	\$ 7,676.15	\$ -	\$ (30,341.87)	\$ -
21	K211541 UST - INVESTMENT INCOME	OOO	\$ 248,110.00	\$ -	\$ -	\$ -	\$ -	\$ -	\$ -
22	K211545 UST - INVEST MGMT FEES	OOO	\$ 550,000.00	\$ 548,317.77	\$ 548,317.77	\$ -	\$ -	\$ -	\$ -
23	K211556 UST - DNR ADMIN SUPP	DNR	\$ 2,777,319.00	\$ 395,050.20	\$ 450,752.79	\$ -	\$ -	\$ (55,702.59)	\$ -
24	K211557 UST - MOD OFC BLDG COMPL	FRFO	\$ 8,931,654.00	\$ 8,931,654.00	\$ 8,547,780.54	\$ 383,873.46	\$ -	\$ -	\$ -
25	K211558 UST - TRIBAL ENROLL MP	DHR	\$ 1,581,788.00	\$ 206,769.98	\$ 273,696.53	\$ -	\$ -	\$ (66,926.55)	\$ -
26	K2115399 UST - OPVP ADMIN OPERAT	OPVP	\$ 684,400.00	\$ 132,342.89	\$ 82,738.89	\$ 49,604.00	\$ -	\$ -	\$ -
27	K2115464 UST - DCD CONSTRUCT - FRF	DCD	\$ 5,887,727.76	\$ -	\$ -	\$ -	\$ -	\$ -	\$ -
28	K2115514 UST - OFFICE SPACE LEASE	NDOJ	\$ 950,000.00	\$ 914,442.45	\$ 265,212.00	\$ 649,230.45	\$ -	\$ -	\$ -
29	K2115515 UST - NDOJ WATER RIGHTS	NDOJ	\$ 165,000.00	\$ -	\$ -	\$ -	\$ -	\$ -	\$ -
30	K2115516 UST - DCD PROJ MGMT SERV	DCD	\$ 3,479,576.00	\$ -	\$ -	\$ -	\$ -	\$ -	\$ -
31	K2115517 UST - OAG BRIEF SOFTWARE	NDOJ	\$ 14,000.00	\$ -	\$ -	\$ -	\$ -	\$ -	\$ -
32	K2115135 UST - OLC HVAC SYSTEM	LB	\$ 89,358.00	\$ 89,358.00	\$ 89,358.00	\$ -	\$ -	\$ -	\$ -
33	K2115136 UST - UPDATE NN CODE	LB	\$ 600,000.00	\$ 8,166.24	\$ 8,166.24	\$ -	\$ -	\$ -	\$ -
34	K2115138 UST - OLC IT UPGRADE	LB	\$ 119,824.00	\$ 111,808.14	\$ 111,808.14	\$ -	\$ -	\$ -	\$ -
35	K2115513 UST - LEGIS. IT NETWORK	LB	\$ 340,000.00	\$ 102,500.00	\$ -	\$ 102,500.00	\$ -	\$ -	\$ -
36	K2115518 UST - OOS BFC CONSULTANT	LB	\$ 300,000.00	\$ -	\$ -	\$ -	\$ -	\$ -	\$ -
37	K2115519 UST - LEGIS. IT NETWORK 2	LB	\$ 35,000.00	\$ -	\$ 1,775.48	\$ -	\$ -	\$ -	\$ (1,775.48)
			\$ 152,025,268.76	\$ 60,470,561.10	\$ 46,401,862.30	\$ 16,097,709.23	\$ -	\$ (2,029,010.43)	\$ -
						\$ 62,499,571.53			

Awaiting
Reallocation of
\$15,000,000
in CMY-28-24 for
Admin Personnel
\$ 15,000,000.00

Revised Bldg to 6/17/24 (column b) :	\$ 146,634,268.39
Revised Bldg on 6/18/24 (column j) :	\$ (60,470,561.10)
Amount Unspent Recaptured (column e) :	\$ 86,163,707.29
Amount Unallocated Recaptured (see Summary pg. 1, column d) :	\$ 14,160,347.01
Total Amount Recaptured:	\$ 100,324,054.30

[†] - FMIS/JDE Report Attached/Available

Recapture of ARPA/FRF Funds pursuant to CMY-28-24, NN Attorney General's Guidance Memo & NN Controller's Detailed BU Listing

As of Sept. 19, 2024

2. Former CARES ACT Projects: CJY-41-21 (Inception to June 17, 2024)

BU #	BU Description	AOS	Inception to 6/17/24			Encumbrance/Obligated	Remaining Balance ^f b-(c+d)=	Amount Recaptured	Remaining Balance (e-f)=
			Orig Bldg	Revised Bldg	Actual Expenditures				
38	K211516	UST - ECONOMIC RELIEF	\$ 31,412,583.00	\$ 31,412,583.01	\$ 23,404,553.01	\$ 8,008,029.99	\$ -	\$ -	
39	K211517	UST - CYBERSECURITY	\$ 1,644,509.00	\$ 1,644,509.00	\$ 1,644,509.00	\$ -	\$ -	\$ -	
40	K211518	UST - JUDICIAL BRANCH	\$ 5,876,685.00	\$ 5,876,685.00	\$ 737,099.46	\$ 996,154.63	\$ 4,143,430.91	\$ -	
41	K211523	UST - CISTERN SYSTEMS	\$ 14,722,159.00	\$ 14,722,159.00	\$ -	\$ -	\$ 14,722,159.00	\$ -	
42	K211524	UST - EMS SERVICES	\$ 1,808,662.00	\$ 1,808,662.00	\$ -	\$ -	\$ -	\$ -	
43	K211525	UST - COVID-19 FOOD	\$ 3,000,000.00	\$ 3,000,000.00	\$ 560,236.76	\$ 384,887.76	\$ 2,054,875.48	\$ -	
44	K211526	UST - COVID-19 PPE	\$ 600,000.00	\$ 600,000.00	\$ -	\$ -	\$ 600,000.00	\$ -	
45	K211528	UST - NTUA ELECTRICITY	\$ 28,982,874.00	\$ 28,982,874.00	\$ 14,491,437.00	\$ 14,491,437.00	\$ -	\$ -	
46	K211529	UST - NTUA WASTE WATER	\$ 3,200,004.00	\$ 3,200,004.00	\$ 1,600,015.00	\$ 1,600,002.00	\$ -	\$ (13.00)	
47	K211530	UST - NTUA SEPTIC SYSTEMS	\$ 11,105,636.00	\$ 11,105,636.00	\$ 5,552,818.14	\$ -	\$ -	\$ -	
48	K211531	UST - NTUA WATER - DISTR	\$ 2,898,372.00	\$ 2,898,372.00	\$ 2,898,372.00	\$ -	\$ -	\$ -	
49	K211532	UST - NTUA DRINKING WAT	\$ 755,486.00	\$ 755,486.00	\$ -	\$ -	\$ -	\$ -	
50	K211533	UST - NTUA CISTERN SYS	\$ 3,701,879.00	\$ 3,701,879.00	\$ 1,850,939.33	\$ 1,850,939.67	\$ -	\$ -	
51	K211534	UST - NTUA BB LAST MILE	\$ 5,370,432.00	\$ 5,370,432.00	\$ 2,685,216.00	\$ 2,685,216.00	\$ -	\$ -	
52	K211535	UST - NTUA BB OTHR PROJ	\$ 9,679,381.00	\$ 9,679,381.00	\$ 4,839,690.43	\$ 4,839,690.57	\$ -	\$ -	
53	K211537	UST - COVID-19 DALTCS	\$ 2,330,205.00	\$ 2,330,205.00	\$ 68,887.60	\$ -	\$ 2,261,317.40	\$ -	
54	K211538	UST - COVID-19 MOBILE UN	\$ 953,380.00	\$ 953,380.00	\$ -	\$ 914,024.22	\$ 39,355.78	\$ -	
55	K211539	UST - COVID-19 TESTING	\$ 3,451,186.00	\$ 3,451,186.00	\$ -	\$ -	\$ 3,451,186.00	\$ -	
56	K211542	UST - DWR WATER RESRCS	\$ 4,193,774.54	\$ 4,193,774.54	\$ 50,000.00	\$ -	\$ 4,143,774.54	\$ -	
57	K211543	UST - WATER TRANS & DIST	\$ 31,556,346.22	\$ 31,556,346.22	\$ 738,108.94	\$ 23,773,445.47	\$ 7,044,791.81	\$ -	
58	K211544	UST - WATER TREATMENT	\$ 405,000.00	\$ 405,000.00	\$ -	\$ 405,000.00	\$ -	\$ -	
			\$ 167,648,553.76	\$ 167,648,553.76	\$ 63,686,030.67	\$ 65,501,645.17	\$ 25,011,007.17	\$ 13,449,870.75	

†- FMIS/JDE Report Attached/Available

2a. Former CARES ACT Projects: CJY-41-21 (Inception to Sept. 19, 2024)

BU #	BU Description	AOS	Inception to 9/19/24			Encumbrance ^f	9/19/2024 Remaining Balance j-(i+k)=
			6/18/24 Rev'd Bldg (e+d-e)	Actual Exp ^g	Actual Exp ^g		
1	K211516	UST - ECONOMIC RELIEF	\$ 31,412,583.00	\$ 31,412,583.00	\$ 23,404,553.01	\$ 8,008,029.99	\$ -
2	K211517	UST - CYBERSECURITY	\$ 1,644,509.00	\$ 1,644,509.00	\$ -	\$ -	\$ -
3	K211518	UST - JUDICIAL BRANCH	\$ 5,876,685.00	\$ 1,733,254.09	\$ 1,183,208.65	\$ 576,395.52	\$ (26,350.08)
4	K211523	UST - CISTERN SYSTEMS	\$ 14,722,159.00	\$ -	\$ -	\$ -	\$ -
5	K211524	UST - EMS SERVICES	\$ 1,808,662.00	\$ 1,808,662.00	\$ -	\$ -	\$ -
6	K211525	UST - COVID-19 FOOD	\$ 3,000,000.00	\$ 945,124.52	\$ 1,808,662.00	\$ -	\$ (42,444.40)
7	K211526	UST - COVID-19 PPE	\$ 600,000.00	\$ -	\$ 701,882.34	\$ 285,686.58	\$ -
8	K211528	UST - NTUA ELECTRICITY	\$ 28,982,874.00	\$ 28,982,874.00	\$ 14,491,437.00	\$ 14,491,437.00	\$ -
9	K211529	UST - NTUA WASTE WATER	\$ 3,200,004.00	\$ 3,200,004.00	\$ 1,600,015.00	\$ 1,600,002.00	\$ -
10	K211530	UST - NTUA SEPTIC SYSTEMS	\$ 11,105,636.00	\$ 11,105,636.00	\$ 5,552,818.14	\$ 5,552,817.86	\$ (13.00)
11	K211531	UST - NTUA WATER - DISTR	\$ 2,898,372.00	\$ 2,898,372.00	\$ 2,898,372.00	\$ -	\$ -
12	K211532	UST - NTUA DRINKING WAT	\$ 755,486.00	\$ 755,486.00	\$ -	\$ -	\$ -
13	K211533	UST - NTUA CISTERN SYS	\$ 3,701,879.00	\$ 3,701,879.00	\$ 1,850,939.33	\$ 1,850,939.67	\$ -
14	K211534	UST - NTUA BB LAST MILE	\$ 5,370,432.00	\$ 5,370,432.00	\$ 2,685,216.00	\$ 2,685,216.00	\$ -
15	K211535	UST - NTUA BB OTHR PROJ	\$ 9,679,381.00	\$ 9,679,381.00	\$ 4,839,690.43	\$ 4,839,690.57	\$ -
16	K211537	UST - COVID-19 DALTCS	\$ 2,330,205.00	\$ 2,330,205.00	\$ 77,619.46	\$ -	\$ 2,252,585.54
17	K211538	UST - COVID-19 MOBILE UN	\$ 953,380.00	\$ 914,024.22	\$ -	\$ -	\$ 0.02
18	K211539	UST - COVID-19 TESTING	\$ 3,451,186.00	\$ -	\$ -	\$ -	\$ -
19	K211542	UST - DWR WATER RESRCS	\$ 4,193,774.54	\$ 4,193,774.54	\$ 50,000.00	\$ 200,000.00	\$ 3,943,774.54
20	K211543	UST - WATER TRANS & DIST	\$ 31,556,346.22	\$ 31,556,346.22	\$ 5,019,352.32	\$ 21,792,202.09	\$ 4,744,791.81
21	K211544	UST - WATER TREATMENT	\$ 405,000.00	\$ 405,000.00	\$ -	\$ 405,000.00	\$ -
			\$ 167,648,553.76	\$ 142,637,546.59	\$ 69,477,794.88	\$ 62,287,417.28	\$ 10,872,344.43

†- FMIS/JDE Report Attached/Available

Revised Bldg to 6/17/24 (column b):	\$ 167,648,553.76
Revised Bldg on 6/18/24 (column i) :	\$ 142,637,546.59
CMY-28-24 Recapture Amount	\$ 25,011,007.17

\$131,765,202.16

* Post 6/17/24 expenses with no bldg/funding
* Post 6/17/24 expenses with no bldg/funding
* Exceeded budget by \$13 prior to 6/17/24 (sub-contract)

Areas of Concern Total Amount	\$ (68,807.48)
Amt Subject to Upcoming Deadlines	\$ 10,941,151.91
Total	\$ 10,872,344.43

Recapture of ARPA/FRF Funds pursuant to

CMY-28-24, NN Attorney General's Guidance Memo & NN Controller's Detailed BU Listing

As of Sept. 19, 2024

3. CD-62-21 & CJN-29-22 Projects: (Inception to June 17, 2024)

BU #	BU Description	AOS	Inception to 6/17/24*				6/17/2024		CMY-28-24		6/18/2024	
			Orig. Bdgt ^b	Revised Bdgt ^c	Actual Expenditures ^d	Encumbrance/Obligated ^e	Remaining Balance ^f [b-(c+d)]	Amount Recaptured	Remaining Balance (e - f)			
59	K211522 UST - HARDSHIP ASSIST	OOB	\$ 557,000,000.00	\$ 557,000,000.00	\$ 556,414,600.00	\$ -	\$ 585,400.00	\$ 585,400.00	\$ -	\$ -		
60	K211546 UST - NAVAJO HOUSING	DNVA	\$ 50,000,000.00	\$ 50,000,000.00	\$ 6,283,409.00	\$ 8,932,396.00	\$ 34,784,195.00	\$ 34,784,195.00	\$ -	\$ -		
61	K211547 UST - HARDSHIP ASSIST 2	OOB	\$ 120,000,000.00	\$ 120,000,000.00	\$ 1,199,000.00	\$ -	\$ 118,801,000.00	\$ 118,801,000.00	\$ -	\$ -		
62	K211548 UST - CYBERSECURITY 2	DGS	\$ 5,000,000.00	\$ 5,000,000.00	\$ 2,885,414.84	\$ -	\$ 204,713.26	\$ 204,713.26	\$ -	\$ -		
63	K211549 UST - BROADBAND MID MILE	DGS	\$ 60,000,000.00	\$ 60,000,000.00	\$ 4,281,736.32	\$ 1,909,871.90	\$ 49,044,853.60	\$ 49,044,853.60	\$ -	\$ -		
64	K211550 UST - BROADBAND LAST MILE 2	DGS	\$ 40,000,000.00	\$ 40,000,000.00	\$ 19,433,727.27	\$ 11,707,838.84	\$ 8,858,433.89	\$ 8,858,433.89	\$ -	\$ -		
65	K211551 UST - WASTEWATER CENTER	DWR	\$ 6,008,874.00	\$ 6,008,874.00	\$ 16,837,669.00	\$ -	\$ -	\$ -	\$ -	\$ -		
66	K211552 UST - WASTEWATER C&C	DWR	\$ 33,675,338.00	\$ 33,675,338.00	\$ 15,000,000.00	\$ 27,000,000.00	\$ 6,008,874.00	\$ 6,008,874.00	\$ -	\$ -		
67	K211553 UST - HOUSING MANUFACTU	DCD	\$ 30,000,000.00	\$ 30,000,000.00	\$ -	\$ -	\$ (12,000,000.00)	\$ (12,000,000.00)	\$ -	\$ -		
68	K211554 UST - DBMHIS DETOX & RES	NDOH	\$ 15,243,750.00	\$ 15,243,750.00	\$ -	\$ -	\$ 15,243,750.00	\$ 15,243,750.00	\$ -	\$ -		
69	K211555 UST - DBMHIS - TRANSITIONAL	NDOH	\$ 4,000,000.00	\$ 4,000,000.00	\$ -	\$ -	\$ 4,000,000.00	\$ 4,000,000.00	\$ -	\$ -		
70	K211559 UST - DRINKING WATER: CS	DWR	\$ 84,000,000.00	\$ 84,000,000.00	\$ 42,000,000.00	\$ 42,000,000.00	\$ -	\$ -	\$ -	\$ -		
71	K211560 UST - DRINKING WATER D&T	DWR	\$ 10,030,000.00	\$ 10,030,000.00	\$ 5,015,000.00	\$ 5,015,000.00	\$ -	\$ -	\$ -	\$ -		
72	K211561 UST - DRINKING WATER T&D	DWR	\$ 51,085,788.00	\$ 51,085,788.00	\$ 6,697,432.20	\$ 23,177,889.07	\$ 21,210,966.73	\$ 21,210,966.73	\$ -	\$ -		
73	K211562 UST - DRINKING WATER STO	DWR	\$ 1,000,000.00	\$ 1,000,000.00	\$ -	\$ 904,970.85	\$ 95,029.15	\$ 95,029.15	\$ -	\$ -		
74	K211563 UST - HOUSING SUPPORT	DCD	\$ 96,400,000.00	\$ 96,400,000.00	\$ 48,200,000.00	\$ 48,200,000.00	\$ -	\$ -	\$ -	\$ -		
75	K211564 UST - NEW HOUSING: CHID	DCD	\$ 30,000,000.00	\$ 30,000,000.00	\$ -	\$ -	\$ 50,000,000.00	\$ 50,000,000.00	\$ -	\$ -		
76	K211565 UST - BATHROOM ADDITIONS	DCD	\$ 150,000,000.00	\$ 150,000,000.00	\$ 922,300.12	\$ 47,333,733.71	\$ 101,743,966.17	\$ 101,743,966.17	\$ -	\$ -		
77	K211566 UST - DRINKING WATER SOU	DWR	\$ 29,200,000.00	\$ 29,200,000.00	\$ 9,708,714.01	\$ 17,841,285.99	\$ 1,650,000.00	\$ 1,650,000.00	\$ -	\$ -		
78	K211592 UST - DPSS RURAL ADDRESS	DPS	\$ 35,000,000.00	\$ 35,000,000.00	\$ 916,278.87	\$ 16,607,208.29	\$ 17,476,512.84	\$ 17,476,512.84	\$ -	\$ -		
79	K2115134 UST - BROADBAND MATCH*	DGS	\$ 20,000,000.00	\$ 20,000,000.00	\$ -	\$ -	\$ 20,000,000.00	\$ 20,000,000.00	\$ -	\$ -		
80	K2115137 UST - NAVAJO-HOPI LAND	OPVP	\$ 1,463,193,750.00	\$ 1,463,193,750.00	\$ 736,105,277.63	\$ 274,140,773.73	\$ 452,947,098.64	\$ 318,482,116.92	\$ 134,465,591.72	\$ -		

* FMIS/JDE Report Attached/Available
 * Bdgt entered into FMIS/JDE incorrectly

3a. CD-62-21 & CJN-29-22 Projects: (Inception to Sept. 19, 2024)

BU #	BU Description	AOS	Inception to 9/19/24				9/19/2024		Areas of Concern	
			Orig. Bdgt ^b	Revised Bdgt ^c	Actual Expt ^d	Encumbrance ^e	Remaining Balance [b-(c+d)]	Amount Recaptured	Total Amount	Amt Subject to Upcoming Deadlines
1	K211522 UST - HARDSHIP ASSIST	OOB	\$ 557,000,000.00	\$ 556,414,600.00	\$ 556,354,200.00	\$ -	\$ 60,400.00	\$ -	\$ -	
2	K211546 UST - NAVAJO HOUSING	DNVA	\$ 50,000,000.00	\$ 50,000,000.00	\$ 6,283,409.00	\$ 8,932,396.00	\$ 34,784,195.00	\$ 34,784,195.00	\$ -	
3	K211547 UST - HARDSHIP ASSIST 2	OOB	\$ 120,000,000.00	\$ 119,900,000.00	\$ 1,244,400.00	\$ -	\$ (45,400.00)	\$ -	\$ -	
4	K211548 UST - CYBERSECURITY 2	DGS	\$ 5,000,000.00	\$ 4,795,286.74	\$ 3,439,547.61	\$ -	\$ (204,311.25)	\$ -	\$ -	
5	K211549 UST - BROADBAND MID MILE	DGS	\$ 60,000,000.00	\$ 10,955,146.40	\$ 5,180,119.45	\$ 5,775,026.95	\$ -	\$ -	\$ -	
6	K211550 UST - BROADBAND LAST MILE 2	DGS	\$ 40,000,000.00	\$ 31,141,566.11	\$ 19,795,401.99	\$ 11,360,465.32	\$ -	\$ -	\$ -	
7	K211551 UST - WASTEWATER CENTER	DWR	\$ 33,675,338.00	\$ 33,675,338.00	\$ 16,837,669.00	\$ -	\$ (14,301.20)	\$ -	\$ -	
8	K211552 UST - WASTEWATER C&C	DWR	\$ 6,008,874.00	\$ 6,008,874.00	\$ -	\$ -	\$ 6,008,874.00	\$ -	\$ -	
9	K211553 UST - HOUSING MANUFACTU	DCD	\$ 30,000,000.00	\$ 30,000,000.00	\$ 3,000,000.00	\$ 39,000,000.00	\$ (12,000,000.00)	\$ -	\$ -	
10	K211554 UST - DBMHIS DETOX & RES	NDOH	\$ 15,243,750.00	\$ -	\$ -	\$ -	\$ -	\$ -	\$ -	
11	K211555 UST - DBMHIS - TRANSITIONAL	NDOH	\$ 4,000,000.00	\$ -	\$ -	\$ -	\$ -	\$ -	\$ -	
12	K211559 UST - DRINKING WATER: CS	DWR	\$ 84,000,000.00	\$ 84,000,000.00	\$ 42,000,000.00	\$ 42,000,000.00	\$ -	\$ -	\$ -	
13	K211560 UST - DRINKING WATER D&T	DWR	\$ 10,030,000.00	\$ 10,030,000.00	\$ 5,015,000.00	\$ 5,015,000.00	\$ -	\$ -	\$ -	
14	K211561 UST - DRINKING WATER T&D	DWR	\$ 51,085,788.00	\$ 51,085,788.00	\$ 11,330,596.61	\$ 19,076,307.77	\$ 20,678,883.62	\$ -	\$ -	
15	K211562 UST - DRINKING WATER STO	DWR	\$ 1,000,000.00	\$ 1,000,000.00	\$ 649,631.12	\$ 255,339.73	\$ 95,029.15	\$ -	\$ -	
16	K211563 UST - HOUSING SUPPORT	DCD	\$ 96,400,000.00	\$ 96,400,000.00	\$ 48,200,000.00	\$ 48,200,000.00	\$ -	\$ -	\$ -	
17	K211564 UST - NEW HOUSING: CHID	DCD	\$ 30,000,000.00	\$ 50,000,000.00	\$ -	\$ -	\$ 5.00	\$ -	\$ -	
18	K211565 UST - BATHROOM ADDITIONS	DCD	\$ 150,000,000.00	\$ 48,256,033.83	\$ 5,653,721.28	\$ 44,346,278.72	\$ (1,743,966.17)	\$ -	\$ -	
19	K211566 UST - DRINKING WATER SOU	DWR	\$ 29,200,000.00	\$ 29,200,000.00	\$ 13,914,509.33	\$ 13,635,490.67	\$ 1,650,000.00	\$ -	\$ -	
20	K211592 UST - DPSS RURAL ADDRESS	DPS	\$ 35,000,000.00	\$ 35,000,000.00	\$ 1,822,008.14	\$ 26,033,592.54	\$ 7,144,399.32	\$ -	\$ -	
21	K2115134 UST - BROADBAND MATCH*	DGS	\$ 20,000,000.00	\$ -	\$ -	\$ -	\$ -	\$ -	\$ -	
22	K2115137 UST - NAVAJO-HOPI LAND	OPVP	\$ 1,463,193,750.00	\$ 1,144,711,633.08	\$ 741,030,209.53	\$ 332,027,612.08	\$ 15,240,004.00	\$ 85,661,790.09	\$ 71,653,811.47	

* FMIS/JDE Report Attached/Available
 * Bdgt entered into FMIS/JDE incorrectly

Revised Bdgt to 6/17/24 (column b):	\$ 1,463,193,750.00
Revised Bdgt on 6/18/24 (column d):	\$ 1,144,711,633.08
Subtotal:	\$ 318,482,116.92
Overbudget:	\$ (12,000,000.00)
CMY-28-24 Recapture Amount: \$ 306,482,116.92	

Attachment 1

Exhibit 1 from CMY-28-24

EXHIBIT 1

**Navajo Nation
NNFRF Recapture & Reallocation Summary**

Recapture Plan

Recaptured Amounts ¹	729,513,161
Artisan Small Business Grant Recapture	8,007,278
Total Recapture Reported in Section 3A and available for reallocation	737,520,438

Reallocation Plan

Wastewater: Centralized Wastewater Treatment (Category 5.1)	137,362,343
Long term housing security: Services for Unhoused Person (Category 2.16)	62,938,855
ARPA Personnel	15,000,000
ARPA General Fund Reimbursement to establish the Revenue Replacement Reserve committed fund balance	521,857,353
Proposed Reallocation	737,158,551
Available for Reallocation	361,887

¹ E911 Projects funding in the amount of \$28,790,175 and DALTA Vehicles funding in the amount of \$2,270,970 were removed from recapture by Naabik'íyáti' Committee Amendment No. 1 and remain funded through NNFRF.

Attachment 2

NN Attorney General Memo

Guidance On Funds Recaptured By CMY-28-24

dated June 27, 2024




NAVAJO NATION DEPARTMENT OF JUSTICE
OFFICE OF THE ATTORNEY GENERAL

ETHEL BRANCH
Attorney General

HEATHER CLAH
Deputy Attorney General

MEMORANDUM

To: Navajo Nation Departments and Programs

From: 
Ethel B. Branch, Attorney General, The Navajo Nation

Date: June 27, 2024

Re: Guidance On Funds Recaptured By CMY-28-24

On Monday, June 17, 2024 President Nygren signed Resolution CMY-28-24 of the 25th Navajo Nation Council (the “Resolution” or “CMY-28-24”) into law. The Resolution contains some inconsistencies and ambiguities, so this memo is being issued to ensure that Navajo Nation departments and programs expeditiously, properly, and uniformly expend Fiscal Recovery Funds in accordance with CMY-28-24, Navajo Nation law, and federal law.

CMY-28-24 serves two primary purposes: (a) to recapture certain “unobligated and unspent” Fiscal Recovery Funds and (b) to reallocate the recaptured Fiscal Recovery Funds. Once Fiscal Recovery Funds are recaptured, they are no longer available to programs and departments for the purposes of their initial allocation. Once Fiscal Recovery Funds are reallocated, they are available for expenditure for the purpose of the specified reallocation.

WHAT FUNDS ARE RECAPTURED AND ELIGIBLE FOR REALLOCATION UNDER CMY-28-24?

Fiscal Recover Funds allocated to specific business units identified by the Controller that are not associated with a purchase order entered into FMIS or a contract, subaward, or similar agreement executed as of June 17, 2024 constitute unobligated Fiscal Recovery Funds recaptured pursuant to Section 3(A) of CMY-28-24.

- A. The recapture provisions of CMY-28-24 only apply to the Fiscal Recovery Funds allocated to the business units utilized by the Controller in his calculation of the amounts set forth in Exhibit 1 to the Resolution.

Per the plain language of Section 3(A) of CMY-28-24, the recapture provisions of CMY-28-24 are limited to the business units utilized by the Controller in developing Exhibit 1 to the Resolution. *Id.* (“A summary of the recaptured amounts is incorporated herein as Exhibit 1”).

Memo to: Navajo Nation Departments and Programs
From: Ethel B. Branch, Attorney General, The Navajo Nation
RE: Guidance On Funds Recaptured By CMY-28-24
Date: June 27, 2024
Page 2

Exhibit 1 does not itself identify the specific business numbers utilized by the Controller in developing Exhibit 1 to the Resolution, but the Controller presents that information in the attached memorandum (the “Controller’s Memorandum”). If a particular business unit is not identified in the Controller’s Memorandum, the Fiscal Recovery Funds allocated to that business unit are not subject to the recapture provisions set forth in Section 3 of CMY-28-24.

- B. “Unobligated Fiscal Recovery Funds” means Fiscal Recovery Funds that are (a) not obligated under a contract signed by the President or (b) not obligated under a purchase order entered into FMIS.

The United States Department of Treasury (“Treasury”) defines “obligation” as an order placed for property and services and entry into contracts, subawards, and similar transactions that require payment.¹ Under Treasury Guidelines pertaining to the American Rescue Plan Act, funds are “obligated” when a purchase order has been placed for property and/or services; or when a contract, subaward, or similar transaction has been executed and entered into that requires payment by the Nation during the same or future period.

Under Treasury’s definition of “obligation”, funds become obligated under Navajo Nation law when a contract is executed by the President pursuant to 2 N.N.C. § 1005(C)(2), or when a purchase order is encumbered in the FMIS system and given a purchase order number.²

Accordingly, Fiscal Recovery Funds (a) *not* included on a contract, subaward, or similar agreement executed by the President, or (b) *not* encumbered on a purchase order entered into the FMIS system, constitute “unobligated Fiscal Recovery Funds” subject to recapture under Section 3(A) of CMY-28-24.³

- C. The recapture provisions of CMY-28-24 only apply to Fiscal Recovery Funds that remained unobligated as of June 17, 2024.

Pursuant to Navajo Nation law, legislation goes into effect when the President signs the legislation, or when the legislation is deemed effective if the President takes no action within 10 days of the legislation being presented to him. 2 N.N.C. § 221(B), 2 N.N.C. §§ 1005 (C) (10) and (11). Pursuant to Section 3(A) of CMY-28-24, “the Navajo Nation hereby recaptures” certain “unobligated and unspent Navajo Nation Fiscal Recovery Funds.” Per the plain language of that provision as well as Navajo Nation law with respect to when legislation goes into effect, Fiscal

¹ U.S. Treasury, Interim Final Rule “Obligation” Definition Coronavirus State & Local Fiscal Recovery Funds, 31 CFR Part 35, Federal Register vol.88, no.222, p. 80584, Nov. 20, 2023.

² Office of the Controller Internal Operating Procedure.

³ As a practical matter, under Navajo law, monies can only be spent if they are first obligated. Therefore, if monies are unobligated, they are also unspent. Hence this memo will only focus on the meaning of “unobligated” and will not address the meaning of “unspent.”

Memo to: Navajo Nation Departments and Programs
From: Ethel B. Branch, Attorney General, The Navajo Nation
RE: Guidance On Funds Recaptured By CMY-28-24
Date: June 27, 2024
Page 3

Recovery Funds that remained unobligated and unspent as of Monday, June 17, 2024 and meet the above criteria are subject to the recapture provision of Section 3(A) of CMY-28-24.

D. Section 2 of CMY-28-24 is not operative law.


Section 2 of CMY-28-24 is the findings section of the Resolution and merely provides background and history to the resolution. It does not state operative law. The final Navajo Nation Council actions to recapture Fiscal Recovery Funds are set forth in Section 3 of CMY-28-24. The final Navajo Nation Council actions to reallocate Fiscal Recovery Funds are set forth in Sections 4 and 5 of CMY-28-24.

CONCLUSION

The effect of CMY-28-24 is that any Fiscal Recover Funds previously allocated to the business units set forth in the Controller's Memorandum that are not included on a purchase order entered into FMIS or on an executed contract, subaward, or similar agreement as of June 17, 2024 will be considered to be "unobligated" and will therefore be recaptured pursuant to Section 3(A) of CMY-28-24.



Memorandum:

Date: June 22, 2024
To: Navajo Nation Departments and Programs
From: Sean McCabe CPA, Controller 
Office of Controller
Subject: Controller's Memo – CMY-28-24

The Office of the Controller is providing this memo and attached **EXHIBIT A** to supplement the Attorney General's memo in order to provide the specific K-Accounts that were subject to the recapture per CMY-28-24.

Please find **EXHIBIT A** which shows:

1. the original budgets of each K-account subject to the recapture in CMY-28-24,
2. the amounts expended as of 3/31/24,
3. the amounts encumbered as of 3/31/24 within the FMIS system,
4. the net unexpended and unencumbered balances as of 3/31/21 used in CMY-28-24.

If you should have any questions, you can contact me at tribal extension X6308 or email at seanmccabe@nnooc.org.

Navajo Nation
Amount to be Recaptured Detail
Numbers as of 3/31/24

EXHIBIT A

Details	Original Budgets 3/31/24	Amounts Expended 3/31/24	Amounts Encumbered 3/31/24	Unexpended and Unencumbered 3/31/24
Chapter Projects	179,704,929	(15,179,561)	(14,449,955)	150,075,413
K2115100	150,000	-	-	150,000
K2115101	95,000	(47,500)	(47,500)	-
K2115102	225,000	-	-	225,000
K2115103	95,000	-	-	95,000
K2115104	75,000	-	-	75,000
K2115105	35,000	(17,500)	(17,500)	-
K2115106	65,000	(32,500)	(32,500)	-
K2115107	498,000	-	-	498,000
K2115108	682,000	-	-	682,000
K2115109	1,700,000	-	(1,700,000)	-
K2115110	120,000	-	-	120,000
K2115111	-	-	-	-
K2115112	-	-	-	-
K2115113	150,000	(75,000)	(75,000)	-
K2115114	400,000	(200,000)	(200,000)	-
K2115115	350,000	(175,000)	(175,000)	-
K2115116	150,000	(75,000)	(75,000)	-
K2115117	590,468	-	-	590,468
K2115118	750,000	-	-	750,000
K2115119	450,000	-	-	450,000
K2115120	294,265	-	-	294,265
K2115121	-	-	-	-
K2115122	500,000	-	-	500,000
K2115123	1,000	-	-	1,000
K2115124	200,000	-	-	200,000
K2115125	-	-	-	-
K2115126	-	-	-	-
K2115127	-	-	-	-
K2115128	1,760,468	-	-	1,760,468
K2115129	1,760,467	-	-	1,760,467
K2115130	1,759,468	-	-	1,759,468
K2115131	-	-	-	-
K2115132	220,000	-	-	220,000
K2115133	1,480,000	-	-	1,480,000
K2115139	300,000	-	-	300,000
K2115140	500,000	-	-	500,000

Navajo Nation
Amount to be Recaptured Detail
Numbers as of 3/31/24

EXHIBIT A

Details	Original Budgets 3/31/24	Amounts Expended 3/31/24	Amounts Encumbered 3/31/24	Unexpended and Unencumbered 3/31/24
K2115141	233,662	-	-	233,662
K2115142	433,835	-	-	433,835
K2115143	600,000	-	-	600,000
K2115144	406,633	-	-	406,633
K2115145	551,749	(137,937)	(413,812)	-
K2115146	70,000	(17,500)	(52,500)	-
K2115147	200,000	-	-	200,000
K2115148	200,000	-	-	200,000
K2115149	250,610	-	-	250,610
K2115150	91,445	-	-	91,445
K2115151	950,918	-	-	950,918
K2115152	278,000	-	-	278,000
K2115153	525,000	(131,250)	(393,750)	-
K2115154	3,487,559	-	-	3,487,559
K2115155	1,760,468	-	-	1,760,468
K2115156	190,000	-	-	190,000
K2115157	291,961	-	-	291,961
K2115158	1,278,504	-	-	1,278,504
K2115159	-	-	-	-
K2115160	1,055,000	-	-	1,055,000
K2115161	135,468	-	-	135,468
K2115162	450,000	-	-	450,000
K2115163	50,000	-	-	50,000
K2115164	1,260,468	-	-	1,260,468
K2115165	1,156,600	-	-	1,156,600
K2115166	185,000	-	-	185,000
K2115167	81,000	-	-	81,000
K2115168	287,868	-	-	287,868
K2115169	40,000	(20,000)	(20,000)	-
K2115170	100,000	-	-	100,000
K2115171	420,000	-	-	420,000
K2115172	1,760,468	(880,234)	(880,234)	-
K2115173	230,500	(115,250)	(115,250)	-
K2115174	120,000	-	-	120,000
K2115175	160,000	-	-	160,000
K2115176	44,468	-	-	44,468
K2115177	36,000	-	-	36,000

Navajo Nation
Amount to be Recaptured Detail
Numbers as of 3/31/24

EXHIBIT A

Details	Original Budgets 3/31/24	Amounts Expended 3/31/24	Amounts Encumbered 3/31/24	Unexpended and Unencumbered 3/31/24
K2115178	1,400,000	-	-	1,400,000
K2115179	45,000	-	-	45,000
K2115180	426,494	-	-	426,494
K2115181	478,975	-	-	478,975
K2115182	80,000	-	-	80,000
K2115183	2,000,000	-	-	2,000,000
K2115184	200,000	-	-	200,000
K2115185	100,000	-	-	100,000
K2115186	50,000	-	-	50,000
K2115187	40,000	-	-	40,000
K2115188	112,209	-	-	112,209
K2115189	400,000	-	-	400,000
K2115190	1,150,000	-	-	1,150,000
K2115191	1,267,000	-	-	1,267,000
K2115192	1,267,200	-	-	1,267,200
K2115193	933,672	(466,836)	(466,836)	-
K2115194	384,000	-	-	384,000
K2115195	123,802	(123,802)	-	-
K2115196	25,000	(25,000)	-	-
K2115197	1,000,000	(500,000)	(500,000)	-
K2115198	260,468	-	-	260,468
K2115199	679,120	-	-	679,120
K2115200	500,000	(250,000)	(250,000)	-
K2115201	160,439	-	-	160,439
K2115202	78,750	-	-	78,750
K2115203	60,000	(30,000)	(30,000)	-
K2115204	48,000	-	-	48,000
K2115205	722,753	-	-	722,753
K2115206	630,517	(315,259)	(315,259)	-
K2115207	6,000,000	-	-	6,000,000
K2115208	2,802,340	(984,657)	(1,817,583)	100
K2115209	1,513,000	(756,500)	(756,500)	-
K2115210	100,000	-	-	100,000
K2115211	630,000	-	-	630,000
K2115212	1,760,468	-	-	1,760,468
K2115213	137,089	-	-	137,089
K2115214	206,055	-	-	206,055

Navajo Nation
Amount to be Recaptured Detail
Numbers as of 3/31/24

EXHIBIT A

Details	Original Budgets 3/31/24	Amounts Expended 3/31/24	Amounts Encumbered 3/31/24	Unexpended and Unencumbered 3/31/24
K2115215	207,213	-	-	207,213
K2115216	1,267,000	-	-	1,267,000
K2115217	350,000	-	-	350,000
K2115218	400,000	-	-	400,000
K2115219	200,000	-	-	200,000
K2115220	733,529	-	-	733,529
K2115221	733,529	-	-	733,529
K2115222	467,056	-	-	467,056
K2115223	1,257,057	-	-	1,257,057
K2115224	980,468	(490,234)	(490,234)	-
K2115225	50,000	-	-	50,000
K2115226	50,000	-	-	50,000
K2115227	250,000	-	-	250,000
K2115228	100,000	-	-	100,000
K2115229	500,000	-	-	500,000
K2115230	200,000	-	-	200,000
K2115231	150,000	-	-	150,000
K2115232	100,000	-	-	100,000
K2115233	79,197	-	-	79,197
K2115234	6,000	-	-	6,000
K2115235	387,122	-	-	387,122
K2115236	100,000	-	-	100,000
K2115237	100,000	-	-	100,000
K2115238	827,774	-	-	827,774
K2115239	549,600	-	-	549,600
K2115240	150,000	(75,000)	(75,000)	-
K2115241	560,000	(280,000)	(280,000)	-
K2115242	350,000	(175,000)	(175,000)	-
K2115243	705,000	(352,500)	(352,500)	-
K2115244	219,999	-	-	219,999
K2115245	480,000	-	-	480,000
K2115246	447,600	-	-	447,600
K2115247	337,600	-	-	337,600
K2115248	187,600	-	-	187,600
K2115249	1,000,000	-	-	1,000,000
K2115250	200,000	-	-	200,000
K2115251	50,000	-	-	50,000

Navajo Nation
Amount to be Recaptured Detail
Numbers as of 3/31/24

EXHIBIT A

Details	Original Budgets 3/31/24	Amounts Expended 3/31/24	Amounts Encumbered 3/31/24	Unexpended and Unencumbered 3/31/24
K2115253	125,345	-	-	125,345
K2115254	80,000	-	-	80,000
K2115255	50,000	-	-	50,000
K2115256	180,000	-	-	180,000
K2115257	206,055	-	-	206,055
K2115258	500,000	-	-	500,000
K2115259	300,000	-	-	300,000
K2115260	20,000	-	-	20,000
K2115261	1,267,200	(633,600)	(633,600)	-
K2115262	425,446	(212,723)	(212,723)	-
K2115263	713,145	(356,573)	(356,573)	-
K2115264	482,694	-	-	482,694
K2115265	237,600	-	-	237,600
K2115266	-	-	-	-
K2115267	450,000	-	-	450,000
K2115268	-	-	-	-
K2115269	-	-	-	-
K2115270	23,000	-	-	23,000
K2115271	1,070,301	-	-	1,070,301
K2115272	200,000	-	-	200,000
K2115273	1,187,699	-	-	1,187,699
K2115274	617,000	-	-	617,000
K2115275	200,000	-	-	200,000
K2115276	155,000	-	-	155,000
K2115277	420,000	-	-	420,000
K2115278	435,383	-	-	435,383
K2115279	126,642	-	-	126,642
K2115280	2,500,000	-	-	2,500,000
K2115281	122,191	-	-	122,191
K2115282	420,000	-	-	420,000
K2115283	266,203	-	-	266,203
K2115284	92,068	-	-	92,068
K2115285	67,200	-	-	67,200
K2115286	30,000	-	-	30,000
K2115287	360,468	-	-	360,468
K2115288	1,125,000	-	-	1,125,000
K2115289	635,468	-	-	635,468

Navajo Nation
Amount to be Recaptured Detail
Numbers as of 3/31/24

EXHIBIT A

Details	Original Budgets 3/31/24	Amounts Expended 3/31/24	Amounts Encumbered 3/31/24	Unexpended and Unencumbered 3/31/24
K2115290	115,000	-	-	115,000
K2115291	178,000	-	-	178,000
K2115292	250,000	-	-	250,000
K2115293	200,000	-	-	200,000
K2115294	50,000	-	-	50,000
K2115295	30,000	-	-	30,000
K2115296	50,000	-	-	50,000
K2115297	150,000	-	-	150,000
K2115298	300,000	-	-	300,000
K2115299	25,000	-	-	25,000
K2115300	100,000	-	-	100,000
K2115301	50,000	-	-	50,000
K2115302	10,000	-	-	10,000
K2115303	40,000	-	-	40,000
K2115304	402,644	-	-	402,644
K2115305	300,000	-	-	300,000
K2115306	600,000	-	-	600,000
K2115307	150,000	-	-	150,000
K2115308	75,000	-	-	75,000
K2115309	77,000	-	-	77,000
K2115310	174,000	-	-	174,000
K2115311	33,000	-	-	33,000
K2115312	182,885	-	-	182,885
K2115313	255,000	-	-	255,000
K2115314	753,028	-	-	753,028
K2115315	50,000	-	-	50,000
K2115316	630,000	-	-	630,000
K2115317	470,000	-	-	470,000
K2115318	590,800	-	-	590,800
K2115319	10,000	-	-	10,000
K2115320	200,000	-	-	200,000
K2115321	250,000	-	-	250,000
K2115322	326,253	-	-	326,253
K2115323	102,000	-	-	102,000
K2115324	421,747	-	-	421,747
K2115325	1,129,325	-	-	1,129,325
K2115326	100,000	-	-	100,000

Navajo Nation
Amount to be Recaptured Detail
Numbers as of 3/31/24

EXHIBIT A

Details	Original Budgets 3/31/24	Amounts Expended 3/31/24	Amounts Encumbered 3/31/24	Unexpended and Unencumbered 3/31/24
K2115327	250,000	-	-	250,000
K2115328	100,000	-	-	100,000
K2115329	150,000	-	-	150,000
K2115330	10,000	-	-	10,000
K2115331	49,999	-	-	49,999
K2115332	350,000	-	-	350,000
K2115333	300,000	-	-	300,000
K2115334	467,057	-	-	467,057
K2115335	200,000	-	-	200,000
K2115336	600,000	-	-	600,000
K2115337	800,000	-	-	800,000
K2115338	200,000	-	-	200,000
K2115339	800,000	-	-	800,000
K2115340	400,000	-	-	400,000
K2115341	200,000	-	-	200,000
K2115342	100,000	-	-	100,000
K2115343	284,840	-	-	284,840
K2115344	900,000	-	-	900,000
K2115345	207,500	-	-	207,500
K2115346	100,000	-	-	100,000
K2115347	900,000	-	-	900,000
K2115348	100,000	-	-	100,000
K2115349	100,000	-	-	100,000
K2115350	250,000	-	-	250,000
K2115351	800,000	-	-	800,000
K2115352	200,000	-	-	200,000
K2115353	800,000	-	-	800,000
K2115354	100,000	-	-	100,000
K2115355	300,000	-	-	300,000
K2115356	460,000	-	-	460,000
K2115357	20,000	-	-	20,000
K2115358	100,000	-	-	100,000
K2115359	200,000	-	-	200,000
K2115360	425,468	-	-	425,468
K2115361	285,000	-	-	285,000
K2115362	613,719	-	-	613,719
K2115363	105,320	-	-	105,320

Navajo Nation
Amount to be Recaptured Detail
Numbers as of 3/31/24

EXHIBIT A

Details	Original Budgets 3/31/24	Amounts Expended 3/31/24	Amounts Encumbered 3/31/24	Unexpended and Unencumbered 3/31/24
K2115364	150,000	-	-	150,000
K2115365	200,000	-	-	200,000
K2115366	750,000	-	-	750,000
K2115367	84,175	-	-	84,175
K2115368	650,000	-	-	650,000
K2115369	200,000	-	-	200,000
K2115370	700,000	-	-	700,000
K2115371	60,000	-	-	60,000
K2115372	150,000	-	-	150,000
K2115373	84,375	-	-	84,375
K2115374	136,203	-	-	136,203
K2115375	100,800	-	-	100,800
K2115376	172,117	-	-	172,117
K2115377	320,000	-	-	320,000
K2115378	37,500	-	-	37,500
K2115379	37,500	-	-	37,500
K2115380	288,000	-	-	288,000
K2115381	135,150	-	-	135,150
K2115382	200,000	-	-	200,000
K2115383	200,000	-	-	200,000
K2115384	81,600	-	-	81,600
K2115385	460,468	-	-	460,468
K2115386	205,938	-	-	205,938
K2115387	43,900	-	-	43,900
K2115388	449,685	-	-	449,685
K2115389	87,150	-	-	87,150
K2115390	400,000	-	-	400,000
K2115391	541,746	(270,873)	(270,873)	-
K2115392	86,312	(43,156)	(43,156)	-
K2115393	1,400,000	-	-	1,400,000
K2115394	1,132,410	(566,205)	(566,205)	-
K2115395	50,000	-	-	50,000
K2115396	70,000	-	-	70,000
K2115397	1,176,000	-	-	1,176,000
K2115398	1,122,868	-	-	1,122,868
K2115400	883,140	-	-	883,140
K2115401	375,000	-	-	375,000

Navajo Nation
Amount to be Recaptured Detail
Numbers as of 3/31/24

EXHIBIT A

Details	Original Budgets 3/31/24	Amounts Expended 3/31/24	Amounts Encumbered 3/31/24	Unexpended and Unencumbered 3/31/24
K2115402	500,000	-	-	500,000
K2115403	800,000	-	-	800,000
K2115404	370,947	-	-	370,947
K2115405	19,000	-	-	19,000
K2115406	75,000	-	-	75,000
K2115407	40,000	-	-	40,000
K2115408	10,000	-	-	10,000
K2115409	100,000	-	-	100,000
K2115410	100,000	-	-	100,000
K2115411	150,000	-	-	150,000
K2115412	100,000	-	-	100,000
K2115413	100,000	-	-	100,000
K2115414	283,528	-	-	283,528
K2115415	285,528	-	-	285,528
K2115416	150,000	-	-	150,000
K2115417	370,557	-	-	370,557
K2115418	175,000	-	-	175,000
K2115419	100,000	-	-	100,000
K2115420	220,500	-	-	220,500
K2115421	100,500	-	-	100,500
K2115422	500,500	-	-	500,500
K2115423	1,667,056	-	-	1,667,056
K2115424	100,000	-	-	100,000
K2115425	145,000	-	-	145,000
K2115426	50,000	-	-	50,000
K2115427	200,292	-	-	200,292
K2115428	100,000	-	-	100,000
K2115429	199,988	-	-	199,988
K2115430	75,000	-	-	75,000
K2115431	300,000	-	-	300,000
K2115432	80,000	-	-	80,000
K2115433	521,520	-	-	521,520
K2115434	1,267,200	-	-	1,267,200
K2115435	460,799	-	-	460,799
K2115436	204,164	-	-	204,164
K2115437	1,267,200	-	-	1,267,200
K2115438	150,000	-	-	150,000

Navajo Nation
Amount to be Recaptured Detail
Numbers as of 3/31/24

EXHIBIT A

Details	Original Budgets 3/31/24	Amounts Expended 3/31/24	Amounts Encumbered 3/31/24	Unexpended and Unencumbered 3/31/24
K2115439	300,000	-	-	300,000
K2115440	40,000	-	-	40,000
K2115441	2,934,113	-	-	2,934,113
K2115442	3,048,166	-	-	3,048,166
K2115443	300,000	-	-	300,000
K2115444	600,000	-	-	600,000
K2115445	90,000	-	-	90,000
K2115446	25,000	-	-	25,000
K2115447	300,000	-	-	300,000
K2115448	509,493	-	-	509,493
K2115449	125,000	-	-	125,000
K2115450	120,000	-	-	120,000
K2115451	1,094,062	-	-	1,094,062
K2115452	48,823	-	-	48,823
K2115453	63,750	-	-	63,750
K2115454	208,000	-	-	208,000
K2115455	195,000	-	-	195,000
K2115456	99,194	-	-	99,194
K2115457	1,050,000	-	-	1,050,000
K2115458	100,000	-	-	100,000
K2115459	60,000	-	-	60,000
K2115460	200,000	-	-	200,000
K2115461	200,000	-	-	200,000
K2115462	260,468	-	-	260,468
K2115463	150,000	-	-	150,000
K2115465	200,000	-	-	200,000
K2115466	151,872	-	-	151,872
K2115467	1,667,057	-	-	1,667,057
K2115468	717,040	-	-	717,040
K2115469	60,500	-	-	60,500
K2115470	800,000	-	-	800,000
K2115471	76,000	-	-	76,000
K2115472	375,000	-	-	375,000
K2115473	216,000	-	-	216,000
K2115474	500,000	-	-	500,000
K2115475	63,631	-	-	63,631
K2115476	478,975	-	-	478,975

Navajo Nation
Amount to be Recaptured Detail
Numbers as of 3/31/24

EXHIBIT A

Details	Original Budgets 3/31/24	Amounts Expended 3/31/24	Amounts Encumbered 3/31/24	Unexpended and Unencumbered 3/31/24
K2115477	880,234	-	-	880,234
K2115478	880,234	-	-	880,234
K2115479	737,118	-	-	737,118
K2115480	40,000	-	-	40,000
K2115481	110,000	-	-	110,000
K2115482	350,000	-	-	350,000
K2115483	1,760,468	-	-	1,760,468
K2115484	160,000	-	-	160,000
K2115485	1,400,458	-	-	1,400,458
K2115486	260,468	-	-	260,468
K2115487	630,517	-	-	630,517
K2115488	200,000	-	-	200,000
K2115489	300,000	-	-	300,000
K2115490	294,848	-	-	294,848
K2115491	110,000	-	-	110,000
K2115492	420,000	-	-	420,000
K2115493	135,150	-	-	135,150
K2115494	100,000	-	-	100,000
K2115495		-	-	-
K2115496		-	-	-
K2115497		-	-	-
K2115498		-	-	-
K2115499		-	-	-
K2115500		-	-	-
K2115501		-	-	-
K2115502		-	-	-
K2115503		-	-	-
K2115504		-	-	-
K2115505		-	-	-
K2115506		-	-	-
K2115507		-	-	-
K2115508		-	-	-
K2115509		-	-	-
K2115510		-	-	-
K2115511		-	-	-
K2115512		-	-	-
K2115513		-	-	-

Navajo Nation
Amount to be Recaptured Detail
Numbers as of 3/31/24

EXHIBIT A

Details	Original Budgets 3/31/24	Amounts Expended 3/31/24	Amounts Encumbered 3/31/24	Unexpended and Unencumbered 3/31/24
K2115520		-	-	-
K2115521		-	-	-
K2115522		-	-	-
K2115523		-	-	-
K2115524		-	-	-
K2115525		-	-	-
K2115526		-	-	-
K2115527		-	-	-
K2115528		-	-	-
K2115529		-	-	-
K2115530		-	-	-
K2115531		-	-	-
K2115532		-	-	-
K2115533		-	-	-
K2115534		-	-	-
K211567	400,000	-	-	400,000
K211568	100,000	-	-	100,000
K211569	150,000	-	-	150,000
K211570	750,000	-	-	750,000
K211571	81,000	-	-	81,000
K211572	700,000	-	-	700,000
K211573	48,000	-	-	48,000
K211574	140,000	-	-	140,000
K211575	60,000	-	-	60,000
K211576	750,311	-	-	750,311
K211577	529,736	(264,868)	(264,868)	-
K211578	250,000	(125,000)	(125,000)	-
K211579	288,500	(288,500)	-	-
K211580	750,000	(375,000)	(375,000)	-
K211581	250,500	(250,500)	-	-
K211582	217,490	-	-	217,490
K211583	1,725,000	(862,500)	(862,500)	-
K211584	1,997,153	(1,997,152)	-	1
K211585	800,000	(400,000)	(400,000)	-
K211586	15,000	(7,500)	(7,500)	-
K211587	37,744	-	-	37,744
K211588	50,000	(25,000)	(25,000)	-

Navajo Nation
Amount to be Recaptured Detail
Numbers as of 3/31/24

EXHIBIT A

Details	Original Budgets 3/31/24	Amounts Expended 3/31/24	Amounts Encumbered 3/31/24	Unexpended and Unencumbered 3/31/24
K211589	1,150,953	(1,150,953)	-	-
K211590	70,000	-	-	70,000
K211591	1,200,000	(600,000)	(600,000)	-
K211593	100,000	-	-	100,000
K211594	1,159,879	-	-	1,159,879
K211595	350,000	-	-	350,000
K211596	400,000	-	-	400,000
K211597	260,000	-	-	260,000
K211598	185,000	-	-	185,000
K211599	595,000	-	-	595,000
Govt Admin	142,577,717	(35,644,133)	(21,149,848)	85,783,736
K211500	25,337,389	(4,799,593)	(5,303,577)	15,234,219
K211501	2,725,789	(628,638)	(203,695)	1,893,455
K211502	869,194	(450,973)	-	418,221
K211503	2,629,500	(45,310)	(10,097)	2,574,094
K211504	3,929,977	(739,289)	(298,136)	2,892,552
K211505	330,768	(123,601)	(1,747)	205,419
K211506	1,010,601	(305,980)	-	704,621
K211508	2,183,797	(824,875)	(38,948)	1,319,975
K211509	10,683,627	(5,922,777)	(3,291,138)	1,469,711
K211510	7,761,517	(1,078,280)	(4,083,230)	2,600,007
K211511	2,033,414	(595,637)	(23,148)	1,414,629
K211512	991,293	(205,732)	(235)	785,327
K211513	1,440,527	(272,213)	(31,520)	1,136,794
K2115135	89,358	(89,358)	-	-
K2115136	600,000	-	-	600,000
K2115138	119,824	(42,726)	(44,381)	32,717
K211514	17,664,167	(7,230,561)	(610,991)	9,822,615
K211515	5,059,674	(1,039,308)	(412,701)	3,607,665
K211519	25,446,993	(3,302,851)	(3,277,044)	18,867,098
K211520	3,525,471	(683,007)	(3,161)	2,839,303
K211521	2,843,597	(319,667)	(214,861)	2,309,069
K211536	1,852,157	-	-	1,852,157
K2115399	684,400	-	(75,766)	608,634
K211540	2,788,084	(256,498)	(7,676)	2,523,910
K211541	248,110	-	-	248,110
K211545	550,000	(548,318)	-	1,682

Navajo Nation
Amount to be Recaptured Detail
Numbers as of 3/31/24

EXHIBIT A

Details	Original Budgets 3/31/24	Amounts Expended 3/31/24	Amounts Encumbered 3/31/24	Unexpended and Unencumbered 3/31/24
K2115464	5,887,728	-	-	5,887,728
K2115514		-	-	-
K2115515		-	-	-
K2115516		-	-	-
K2115517		-	-	-
K2115518		-	-	-
K2115519		-	-	-
K211556	2,777,319	(286,723)	(442)	2,490,154
K211557	8,931,654	(5,714,300)	(3,217,354)	-
K211558	1,581,788	(137,919)	-	1,443,869
Non-Chapter - Hardship	677,000,000	(557,263,800)	-	119,736,200
K211522	557,000,000	(556,425,200)	-	574,800
K211547	120,000,000	(838,600)	-	119,161,400
Non-chapter Projects	356,300,331	(26,278,242)	(82,440,792)	247,581,297
K2115134	20,000,000	-	-	20,000,000
K211517	1,644,509	(1,644,509)	-	-
K211518	5,876,685	(609,484)	(600,040)	4,667,161
K211523	14,722,159	-	-	14,722,159
K211524	1,808,662	(1,808,662)	-	-
K211525	3,000,000	(335,553)	(591,789)	2,072,657
K211526	600,000	-	-	600,000
K211538	953,380	-	(18,384)	934,996
K211539	3,451,186	-	-	3,451,186
K211548	5,000,000	(2,872,952)	(2,126,646)	402
K211549	60,000,000	(3,557,133)	(7,398,013)	49,044,854
K211550	40,000,000	(12,160,083)	(18,995,784)	8,844,133
K211553	30,000,000	(3,000,000)	(3,000,000)	24,000,000
K211554	15,243,750	-	-	15,243,750
K211555	4,000,000	-	-	4,000,000
K211565	150,000,000	(289,865)	(49,710,135)	100,000,000
Other	126,336,514	-	-	126,336,514
Investment BU revenue only	(248,110)	-	-	(248,110)
Pending FMIS setup	131,713,392	-	-	131,713,392
Reverted Budgets not in FMIS	(5,128,768)	-	-	(5,128,768)
Grand Total	1,481,919,491	(634,365,736)	(118,040,595)	729,513,161

Attachment 3

FMIS Job Status Inquiry Print Reports

All ARPA/FRF Non-Regional Chapter Project Acct BU's

Business Units by Category

As of June 17, 2024

Job K211500 US TREASURY- OPVP FRF OFFICE

Thru Date 6/17/2024

Project

Cost Code	Cost Type	Description	L P M	Original Budget Amt	Revised Budget Amt	Actual Amount	Open Commit Amount	Budget Balance	% Revised Spent	% Revised Remaining
	1000	Revenues	3 T	25,337,389.00-	25,337,389.00-	5,331,459.68-		20,005,929.32-	.21	.79
	2000	Expenses	3 T	25,337,389.00	25,337,389.00	5,390,505.45	5,051,655.70	14,895,227.85	.41	.59
K211500		US TREASURY- OPVP FRF OFFICE2	T			59,045.77	5,051,655.70	5,110,701.47-		

Job K211501 US TREASURY- BROADBAND OFC-FRF

Thru Date 6/17/2024

Project

Cost Code	Cost Type	Description	L P M DE C UM	Original Budget Amt	Revised Budget Amt	Actual Amount	Open Commit Amount	Budget Balance	% Revised Spent	% Revised Remaining
	1000	Revenues	3 T	2,725,789.00-	2,725,789.00-	743,905.40-		1,981,883.60-	.27	.73
	2000	Expenses	3 T	2,725,789.00	2,725,789.00	753,781.34	174,551.43	1,797,456.23	.34	.66
K211501		US TREASURY- BROADBAND OFC-FRF				9,875.94	174,551.43	184,427.37-		

Job K211502 US TREASURY- HUMAN RESOURCES

Thru Date 6/17/2024

Project

Cost Code	Cost Type	Description	L P M DE C UM	Original Budget Amt	Revised Budget Amt	Actual Amount	Open Commit Amount	Budget Balance	% Revised Spent	% Revised Remaining
	1000	Revenues	3 T	869,194.00-	869,194.00-	521,991.32-		347,202.68-	.60	.40
	2000	Expenses	3 T	869,194.00	869,194.00	531,905.64	30,470.56	306,817.80	.65	.35
K211502		US TREASURY- HUMAN RESOURC				9,914.32	30,470.56	40,384.88-		

Job K211503 US TREASURY- WATER RESOURCES

Thru Date 6/17/2024

Project

Cost Code	Cost Type	Description	L P M DE C UM	Original Budget Amt	Revised Budget Amt	Actual Amount	Open Commit Amount	Budget Balance	% Revised Spent	% Revised Remaining
	1000	Revenues	3 T	2,629,500.00-	2,629,500.00-	74,577.27-		2,554,922.73-	.03	.97
	2000	Expenses	3 T	2,629,500.00	2,629,500.00	83,191.61		2,546,308.39	.03	.97
K211503		US TREASURY- WATER RESOURCES	T			8,614.34		8,614.34-		

Job K211504 US TREASURY- EPA ADMIN - FRF

Thru Date 6/17/2024

Project

Cost Code	Cost Type	Description	L P M	Original Budget Amt	Revised Budget Amt	Actual Amount	Open Commit Amount	Budget Balance	% Revised Spent	% Revised Remaining
	1000	Revenues	3 T	8,093,953.00-	3,929,977.00-	821,025.66-		3,108,951.34-	.21	.79
	2000	Expenses	3 T	8,093,953.00	3,929,977.00	829,403.23	267,608.05	2,832,965.72	.28	.72
K211504		US TREASURY- EPA ADMIN - FRF 2	T			8,377.57	267,608.05	275,985.62-		

Job K211505 US TREASURY- BUSINESS REG- FRF

Thru Date 6/17/2024

Project

Cost Code	Cost Type	Description	L P M DE C UM	Original Budget Amt	Revised Budget Amt	Actual Amount	Open Commit Amount	Budget Balance	% Revised Spent	% Revised Remaining
	1000	Revenues	3 T	330,768.00-	330,768.00-	144,152.98-		186,615.02-	.44	.56
	2000	Expenses	3 T	330,768.00	330,768.00	144,152.98	1,747.40	184,867.62	.44	.56
K211505		US TREASURY- BUSINESS REG- FRF	T				1,747.40	1,747.40-		

Job K211506 US TREASURY- HERITAGE & HIST P

Thru Date 6/17/2024

Project

Cost Code	Cost Type	Description	L P M DE C UM	Original Budget Amt	Revised Budget Amt	Actual Amount	Open Commit Amount	Budget Balance	% Revised Spent	% Revised Remaining
	1000	Revenues	3 T	1,010,601.00-	1,010,601.00-	349,158.82-		661,442.18-	.35	.65
	2000	Expenses	3 T	1,010,601.00	1,010,601.00	355,797.50	1,855.00	652,948.50	.35	.65
K211506		US TREASURY- HERITAGE & HIST P	T			6,638.68	1,855.00	8,493.68-		

Job K211508 US TREASURY- GENERAL LAND DEV

Thru Date 6/17/2024

Project

Cost Code	Cost Type	Description	L P M DE C UM	Original Budget Amt	Revised Budget Amt	Actual Amount	Open Commit Amount	Budget Balance	% Revised Spent	% Revised Remaining
	1000	Revenues	3 T	2,183,797.00-	2,183,797.00-	954,533.95-		1,229,263.05-	.44	.56
	2000	Expenses	3 T	2,183,797.00	2,183,797.00	967,253.13		1,216,543.87	.44	.56
K211508		US TREASURY- GENERAL LAND DEVT				12,719.18		12,719.18-		

Job K211509 US TREASURY- DIV COMM DEV- FRF

Thru Date 6/17/2024

Project

Cost Code	Cost Type	Description	L P M DE C UM	Original Budget Amt	Revised Budget Amt	Actual Amount	Open Commit Amount	Budget Balance	% Revised Spent	% Revised Remaining
	1000	Revenues	3 T	10,683,627.00-	10,683,627.00-	6,165,113.36-		4,518,513.64-	.58	.42
	2000	Expenses	3 T	10,683,627.00	10,683,627.00	6,258,239.61	3,072,241.56	1,353,145.83	.87	.13
K211509		US TREASURY- DIV COMM DEV- BRFT				93,126.25	3,072,241.56	3,165,367.81-		

Job K211510 US TREASURY- DCD CHAPTERS- FRF

Thru Date 6/17/2024

Project

Cost Code	Cost Type	Description	L P M DE C UM	Original Budget Amt	Revised Budget Amt	Actual Amount	Open Commit Amount	Budget Balance	% Revised Spent	% Revised Remaining
	1000	Revenues	3 T	7,761,517.00-	7,761,517.00-	1,431,154.60-		6,330,362.40-	.18	.82
	2000	Expenses	3 T	7,761,517.00	7,761,517.00	1,435,076.56	3,726,433.44	2,600,007.00	.67	.33
K211510		US TREASURY- DCD CHAPTERS- ERFT				3,921.96	3,726,433.44	3,730,355.40-		

Job K211511 US TREASURY- AMLR - FRF

Thru Date 6/17/2024

Project

Cost Code	Cost Type	Description	L P M DE C UM	Original Budget Amt	Revised Budget Amt	Actual Amount	Open Commit Amount	Budget Balance	% Revised Spent	% Revised Remaining
	1000	Revenues	3 T	2,033,414.00-	2,033,414.00-	662,207.34-		1,371,206.66-	.33	.67
	2000	Expenses	3 T	2,033,414.00	2,033,414.00	668,687.64	16,563.72	1,348,162.64	.34	.66
K211511		US TREASURY- AMLR - FRF	2 T			6,480.30	16,563.72	23,044.02-		

Job K211512 US TREASURY- FORESTRY - FRF

Thru Date 6/17/2024

Project

Cost Code	Cost Type	Description	L P M DE C UM	Original Budget Amt	Revised Budget Amt	Actual Amount	Open Commit Amount	Budget Balance	% Revised Spent	% Revised Remaining
	1000	Revenues	3 T	991,293.00-	991,293.00-	250,823.13-		740,469.87-	.25	.75
	2000	Expenses	3 T	991,293.00	991,293.00	259,740.26	234.63	731,318.11	.26	.74
K211512		US TREASURY- FORESTRY - FRF	2 T			8,917.13	234.63	9,151.76-		

Job K211513 US TREASURY- MINERALS - FRF

Thru Date 6/17/2024

Project

Cost Code	Cost Type	Description	L P M DE C UM	Original Budget Amt	Revised Budget Amt	Actual Amount	Open Commit Amount	Budget Balance	% Revised Spent	% Revised Remaining
	1000	Revenues	3 T	1,440,527.00-	1,440,527.00-	364,140.23-		1,076,386.77-	.25	.75
	2000	Expenses	3 T	1,440,527.00	1,440,527.00	370,470.33		1,070,056.67	.26	.74
K211513		US TREASURY- MINERALS - FRF	2 T			6,330.10		6,330.10-		

Job K211514 US TREASURY- OOC - FRF

Project

Cost Code	Cost Type	Description	L P M DE C UM	Original Budget Amt	Revised Budget Amt	Actual Amount	Open Commit Amount	Budget Balance	% Revised Spent	% Revised Remaining
	1000	Revenues	3 T	17,664,167.00-	17,664,167.00-	7,786,997.15-		9,877,169.85-	.44	.56
	2000	Expenses	3 T	17,664,167.00	17,664,167.00	7,813,093.30	266,021.40	9,585,052.30	.46	.54
K211514		US TREASURY- OOC - FRF	2 T			26,096.15	266,021.40	292,117.55-		

Job K211515 US TREASURY- NAVAJO LAND DEPT

Thru Date 6/17/2024

Project

Cost Code	Cost Type	Description	L P M DE C UM	Original Budget Amt	Revised Budget Amt	Actual Amount	Open Commit Amount	Budget Balance	% Revised Spent	% Revised Remaining
	1000	Revenues	3 T	5,059,674.00-	5,059,674.00-	1,299,765.61-		3,759,908.39-	.26	.74
	2000	Expenses	3 T	5,059,674.00	5,059,674.00	1,310,384.75	206,350.44	3,542,938.81	.30	.70
K211515		US TREASURY- NAVAJO LAND DEPT T				10,619.14	206,350.44	216,969.58-		

Job K211519 US TREASURY - ATTORNEY GENERAL

Thru Date 6/17/2024

Project

Cost Code	Cost Type	Description	L P M DE C UM	Original Budget Amt	Revised Budget Amt	Actual Amount	Open Commit Amount	Budget Balance	% Revised Spent	% Revised Remaining
	1000	Revenues	3 T	25,446,993.00-	25,446,993.00-	3,605,090.28-		21,841,902.72-	.14	.86
	2000	Expenses	3 T	25,446,993.00	25,446,993.00	3,646,117.50	3,403,562.15	18,397,313.35	.28	.72
K211519		US TREASURY - ATTORNEY GENERAL				41,027.22	3,403,562.15	3,444,589.37-		

Job K211520 US TREASURY - FISH & WILDLIFE

Thru Date 6/17/2024

Project

Cost Code	Cost Type	Description	L P M	Original Budget Amt	Revised Budget Amt	Actual Amount	Open Commit Amount	Budget Balance	% Revised Spent	% Revised Remaining
	1000	Revenues	3 T	3,525,471.00-	3,525,471.00-	846,433.90-		2,679,037.10-	.24	.76
	2000	Expenses	3 T	3,525,471.00	3,525,471.00	863,456.02	1,887.84	2,660,127.14	.25	.75
K211520		US TREASURY - FISH & WILDLIFE	2 T			17,022.12	1,887.84	18,909.96-		

Job K211521 US TREASURY- ECONOMIC DEV- FRF

Thru Date 6/17/2024

Project

Cost Code	Cost Type	Description	L P M DE C UM	Original Budget Amt	Revised Budget Amt	Actual Amount	Open Commit Amount	Budget Balance	% Revised Spent	% Revised Remaining
	1000	Revenues	3 T	2,843,597.00-	2,843,597.00-	540,405.05-		2,303,191.95-	.19	.81
	2000	Expenses	3 T	2,843,597.00	2,843,597.00	723,985.85	108,645.47	2,010,965.68	.29	.71
K211521		US TREASURY- ECONOMIC DEV- FRF				183,580.80	108,645.47	292,226.27-		

Job K211536 US TREASURY- NDOH - FRF

Thru Date 6/17/2024

Project

Cost Code	Cost Type	Description	L P M DE CUM	Original Budget Amt	Revised Budget Amt	Actual Amount	Open Commit Amount	Budget Balance	% Revised Spent	% Revised Remaining
1000	Revenues		3 T	1,852,157.00-	1,852,157.00-			1,852,157.00-		1.00
2000	Expenses		3 T	1,852,157.00	1,852,157.00			1,852,157.00		1.00

Job K211540 US TREASURY- OFC OF MGMT & BDG

Thru Date 6/17/2024

Project

Cost Code	Cost Type	Description	L P M DE C UM	Original Budget Amt	Revised Budget Amt	Actual Amount	Open Commit Amount	Budget Balance	% Revised Spent	% Revised Remaining
	1000	Revenues	3 T	2,788,084.00-	1,561,059.63-	282,238.95-		1,278,820.68-	.18	.82
	2000	Expenses	3 T	2,788,084.00	1,561,059.63	287,403.79	7,676.15	1,265,979.69	.19	.81
K211540		US TREASURY- OFC OF MGMT & BDG				5,164.84	7,676.15	12,840.99-		

Job K211541 US TREASURY- INVESTMENT INCOME

Thru Date 6/17/2024

Project

Cost Code	Cost Type	Description	L P M DE CUM	Original Budget Amt	Revised Budget Amt	Actual Amount	Open Commit Amount	Budget Balance	% Revised Spent	% Revised Remaining
	1000	Revenues	3 T	248,110.00-	248,110.00-	821,168.22-		573,058.22	3.31	2.31-
	2000	Expenses	3 T	248,110.00	248,110.00			248,110.00		1.00
K211541		US TREASURY- INVESTMENT INCOME				821,168.22-		821,168.22		

Job K211545 US TREASURY- INVEST MGMT FEES

Thru Date 6/17/2024

Project

Cost Code	Cost Type	Description	L P M DE C UM	Original Budget Amt	Revised Budget Amt	Actual Amount	Open Commit Amount	Budget Balance	% Revised Spent	% Revised Remaining
1000	Revenues		3 T	550,000.00-	550,000.00-	548,317.77-		1,682.23-	1.00	
2000	Expenses		3 T	550,000.00	550,000.00	548,317.77		1,682.23	1.00	

Job K211556 US TREASURY-DNR ADMIN SUP COST

Thru Date 6/17/2024

Project

Cost Code	Cost Type	Description	L P M DE C UM	Original Budget Amt	Revised Budget Amt	Actual Amount	Open Commit Amount	Budget Balance	% Revised Spent	% Revised Remaining
	1000	Revenues	3 T	2,777,319.00-	2,777,319.00-	383,378.38-		2,393,940.62-	.14	.86
	2000	Expenses	3 T	2,777,319.00	2,777,319.00	395,050.20		2,382,268.80	.14	.86
K211556		US TREASURY-DNR ADMIN SUP COST				11,671.82		11,671.82-		

Job K211557 US TREASURY-MOD OFC BLDG COMPL

Thru Date 6/17/2024

Project

Cost Code	Cost Type	Description	L P M DE C UM	Original Budget Amt	Revised Budget Amt	Actual Amount	Open Commit Amount	Budget Balance	% Revised Spent	% Revised Remaining
	1000	Revenues	3 T	8,931,654.00-	8,931,654.00-	5,714,300.39-		3,217,353.61-	.64	.36
	2000	Expenses	3 T	8,931,654.00	8,931,654.00	7,756,204.99	1,175,449.01		1.00	
K211557		US TREASURY-MOD OFC BLDG COMPL				2,041,904.60	1,175,449.01	3,217,353.61-		

Job K211558 US TREASURY-TRIBAL ENROLL MP

Thru Date 6/17/2024

Project

Cost Code	Cost Type	Description	L P M DE C UM	Original Budget Amt	Revised Budget Amt	Actual Amount	Open Commit Amount	Budget Balance	% Revised Spent	% Revised Remaining
	1000	Revenues	3 T	1,581,788.00-	1,581,788.00-	195,215.70-		1,386,572.30-	.12	.88
	2000	Expenses	3 T	1,581,788.00	1,581,788.00	206,769.98		1,375,018.02	.13	.87
K211558		US TREASURY-TRIBAL ENROLL MP	T			11,554.28		11,554.28-		

Job K2115135 US TREASURY - OLC HVAC SYSTEM

Thru Date 6/17/2024

Project

Cost Code	Cost Type	Description	L P M DE C U M	Original Budget Amt	Revised Budget Amt	Actual Amount	Open Commit Amount	Budget Balance	% Revised Spent	% Revised Remaining
1000	Revenues		3 T	89,358.00-	89,358.00-	89,358.00-			1.00	
2000	Expenses		3 T	89,358.00	89,358.00	89,358.00			1.00	

Job K2115136 US TREASURY - UPDATE NN CODE

Thru Date 6/17/2024

Project

Cost Code	Cost Type	Description	L P M DE C UM	Original Budget Amt	Revised Budget Amt	Actual Amount	Open Commit Amount	Budget Balance	% Revised Spent	% Revised Remaining
	1000	Revenues	3 T	600,000.00-	600,000.00-	1,462.80-		598,537.20-		1.00
	2000	Expenses	3 T	600,000.00	600,000.00	8,166.24		591,833.76	.01	.99
K2115136		US TREASURY - UPDATE NN CODE	T			6,703.44		6,703.44-		

Job K2115138 US TREASURY - OLC IT UPGRADE

Thru Date 6/17/2024

Project

Cost Code	Cost Type	Description	L P M DE CUM	Original Budget Amt	Revised Budget Amt	Actual Amount	Open Commit Amount	Budget Balance	% Revised Spent	% Revised Remaining
1000	Revenues		3 T	119,824.00-	119,824.00-	111,808.14-		8,015.86-	.93	.07
2000	Expenses		3 T	119,824.00	119,824.00	111,808.14		8,015.86	.93	.07

Job K2115399 US TREASURY- OPVP ADMIN OPERAT

Thru Date 6/17/2024

Project

Cost Code	Cost Type	Description	L P M DE CUM	Original Budget Amt	Revised Budget Amt	Actual Amount	Open Commit Amount	Budget Balance	% Revised Spent	% Revised Remaining
	1000	Revenues	3 T	684,400.00-	684,400.00-	82,738.89-		601,661.11-	.12	.88
	2000	Expenses	3 T	684,400.00	684,400.00	82,738.89	49,604.00	552,057.11	.19	.81
K2115399		US TREASURY- OPVP ADMIN OPERAT					49,604.00	49,604.00-		

Job K2115464 US TREASURY- DCD CONSTRUCT- FRF

Thru Date 6/17/2024

Project

Cost Code	Cost Type	Description	L P M DE C UM	Original Budget Amt	Revised Budget Amt	Actual Amount	Open Commit Amount	Budget Balance	% Revised Spent	% Revised Remaining
1000	Revenues		3 T	5,887,727.76-	5,887,727.76-			5,887,727.76-		1.00
2000	Expenses		3 T	5,887,727.76	5,887,727.76			5,887,727.76		1.00

Job K2115513 US TREAS- LEGIS. IT NETWORK

Thru Date 6/17/2024

Project

Cost Code	Cost Type	Description	L P M DE CUM	Original Budget Amt	Revised Budget Amt	Actual Amount	Open Commit Amount	Budget Balance	% Revised Spent	% Revised Remaining
	1000	Revenues	3 T	340,000.00-	340,000.00-			340,000.00-		1.00
	2000	Expenses	3 T	340,000.00	340,000.00		102,500.00	237,500.00	.30	.70
K2115513		US TREAS- LEGIS. IT NETWORK	2 T				102,500.00	102,500.00-		

Job K2115514 US TRESURY- OFFICE SPACE LEASE

Thru Date 6/17/2024

Project

Cost Code	Cost Type	Description	L P M DE C UM	Original Budget Amt	Revised Budget Amt	Actual Amount	Open Commit Amount	Budget Balance	% Revised Spent	% Revised Remaining
	1000	Revenues	3 T	950,000.00-	950,000.00-			950,000.00-		1.00
	2000	Expenses	3 T	950,000.00	950,000.00	265,212.00	649,230.45	35,557.55	.96	.04
K2115514		US TRESURY- OFFICE SPACE LEASE	3 T			265,212.00	649,230.45	914,442.45-		

Job K2115515 US TRESURY- NDOJ WATER RIGHTS

Thru Date 6/17/2024

Project

Cost Code	Cost Type	Description	L P M DE CUM	Original Budget Amt	Revised Budget Amt	Actual Amount	Open Commit Amount	Budget Balance	% Revised Spent	% Revised Remaining
1000	Revenues		3 T	165,000.00-	165,000.00-			165,000.00-		1.00
2000	Expenses		3 T	165,000.00	165,000.00			165,000.00		1.00

Job K2115516 US TREASURY-DCD PROJ MGMT SERV

Thru Date 6/17/2024

Project

Cost Code	Cost Type	Description	L P M DE CUM	Original Budget Amt	Revised Budget Amt	Actual Amount	Open Commit Amount	Budget Balance	% Revised Spent	% Revised Remaining
1000	Revenues		3 T	3,479,576.00-	3,479,576.00-			3,479,576.00-		1.00
2000	Expenses		3 T	3,479,576.00	3,479,576.00			3,479,576.00		1.00

Job K2115517 US TRESURY- OAG BRIEF SOFTWARE

Thru Date 6/17/2024

Project

Cost Code	Cost Type	Description	L P M DE CUM	Original Budget Amt	Revised Budget Amt	Actual Amount	Open Commit Amount	Budget Balance	% Revised Spent	% Revised Remaining
1000	Revenues		3 T	14,000.00-	14,000.00-			14,000.00-		1.00
2000	Expenses		3 T	14,000.00	14,000.00			14,000.00		1.00

Job K2115518 US TREASURY-OOS BFC CONSULTANT

Thru Date 6/17/2024

Project

Cost Code	Cost Type	Description	L P M DE CUM	Original Budget Amt	Revised Budget Amt	Actual Amount	Open Commit Amount	Budget Balance	% Revised Spent	% Revised Remaining
1000	Revenues		3 T	300,000.00-	300,000.00-			300,000.00-		1.00
2000	Expenses		3 T	300,000.00	300,000.00			300,000.00		1.00

Job K2115519 US TREAS- LEGIS. IT NETWORK 2

Thru Date 6/17/2024

Project

Cost Code	Cost Type	Description	L P M DE C UM	Original Budget Amt	Revised Budget Amt	Actual Amount	Open Commit Amount	Budget Balance	% Revised Spent	% Revised Remaining
1000	Revenues		3 T	35,000.00-	35,000.00-			35,000.00-		1.00
2000	Expenses		3 T	35,000.00	35,000.00			35,000.00		1.00
	Total:		1 T			2,033,349.73	18,314,288.40	20,347,638.13-		

Job K211516 US TREASURY- ECONOMIC RELIEF

Thru Date 6/17/2024

Project

Cost Code	Cost Type	Description	L P M DE C UM	Original Budget Amt	Revised Budget Amt	Actual Amount	Open Commit Amount	Budget Balance	% Revised Spent	% Revised Remaining
	1000	Revenues	3 T	31,412,583.00-	31,412,583.00-	23,404,553.01-		8,008,029.99-	.75	.25
	2000	Expenses	3 T	31,412,583.00	31,412,583.00	23,404,553.01	8,008,029.99		1.00	
K211516		US TREASURY- ECONOMIC RELIEF	T				8,008,029.99	8,008,029.99-		

Job K211517 US TREASURY - CYBERSECURITY

Thru Date 6/17/2024

Project

Cost Code	Cost Type	Description	L P M DE CUM	Original Budget Amt	Revised Budget Amt	Actual Amount	Open Commit Amount	Budget Balance	% Revised Spent	% Revised Remaining
1000	Revenues		3 T	1,644,509.00-	1,644,509.00-	1,644,509.00-			1.00	
2000	Expenses		3 T	1,644,509.00	1,644,509.00	1,644,509.00			1.00	

Job K211518 US TREASURY - JUDICIAL BRANCH

Thru Date 6/17/2024

Project

Cost Code	Cost Type	Description	L P M DE C UM	Original Budget Amt	Revised Budget Amt	Actual Amount	Open Commit Amount	Budget Balance	% Revised Spent	% Revised Remaining
	1000	Revenues	3 T	5,876,685.00-	5,876,685.00-	686,960.06-		5,189,724.94-	.12	.88
	2000	Expenses	3 T	5,876,685.00	5,876,685.00	737,099.46	996,154.63	4,143,430.91	.29	.71
K211518		US TREASURY - JUDICIAL BRANCH	T			50,139.40	996,154.63	1,046,294.03-		

Job K211523 US TREASURY- CISTERN SYSTEMS

Thru Date 6/17/2024

Project

Cost Code	Cost Type	Description	L P M DE C UM	Original Budget Amt	Revised Budget Amt	Actual Amount	Open Commit Amount	Budget Balance	% Revised Spent	% Revised Remaining
1000	Revenues		3 T	14,722,159.00-	14,722,159.00-			14,722,159.00-		1.00
2000	Expenses		3 T	14,722,159.00	14,722,159.00			14,722,159.00		1.00

Job K211524 US TREASURY- EMS SERVICES

Thru Date 6/17/2024

Project

Cost Code	Cost Type	Description	L P M DE CUM	Original Budget Amt	Revised Budget Amt	Actual Amount	Open Commit Amount	Budget Balance	% Revised Spent	% Revised Remaining
1000	Revenues		3 T	1,808,662.00-	1,808,662.00-	1,808,662.00-			1.00	
2000	Expenses		3 T	1,808,662.00	1,808,662.00	1,808,662.00			1.00	

Job K211525 US TREASURY- COVID-19 FOOD

Thru Date 6/17/2024

Project

Cost Code	Cost Type	Description	L P M DE C UM	Original Budget Amt	Revised Budget Amt	Actual Amount	Open Commit Amount	Budget Balance	% Revised Spent	% Revised Remaining
	1000	Revenues	3 T	3,000,000.00-	3,000,000.00-	467,935.17-		2,532,064.83-	.16	.84
	2000	Expenses	3 T	3,000,000.00	3,000,000.00	560,236.76	384,887.76	2,054,875.48	.32	.68
K211525		US TREASURY- COVID-19 FOOD	2 T			92,301.59	384,887.76	477,189.35-		

Job K211526 US TREASURY- COVID-19 PPE

Thru Date 6/17/2024

Project

Cost Code	Cost Type	Description	L P M DE CUM	Original Budget Amt	Revised Budget Amt	Actual Amount	Open Commit Amount	Budget Balance	% Revised Spent	% Revised Remaining
1000	Revenues		3 T	600,000.00-	600,000.00-			600,000.00-		1.00
2000	Expenses		3 T	600,000.00	600,000.00			600,000.00		1.00

Job K211528 US TREASURY- NTUA ELECTRICITY

Thru Date 6/17/2024

Project

Cost Code	Cost Type	Description	L P M DE C UM	Original Budget Amt	Revised Budget Amt	Actual Amount	Open Commit Amount	Budget Balance	% Revised Spent	% Revised Remaining
	1000	Revenues	3 T	28,982,874.00-	28,982,874.00-	14,491,437.00-		14,491,437.00-	.50	.50
	2000	Expenses	3 T	28,982,874.00	28,982,874.00	14,491,437.00	14,491,437.00		1.00	
K211528		US TREASURY- NTUA ELECTRICITY T					14,491,437.00	14,491,437.00-		

Job K211529 US TREASURY- NTUA WASTE WATER

Thru Date 6/17/2024

Project

Cost Code	Cost Type	Description	L P M DE C UM	Original Budget Amt	Revised Budget Amt	Actual Amount	Open Commit Amount	Budget Balance	% Revised Spent	% Revised Remaining
	1000	Revenues	3 T	3,200,004.00-	3,200,004.00-	1,600,015.00-		1,599,989.00-	.50	.50
	2000	Expenses	3 T	3,200,004.00	3,200,004.00	1,600,015.00	1,600,002.00	13.00-	1.00	
K211529		US TREASURY- NTUA WASTE WATER					1,600,002.00	1,600,002.00-		

Job K211530 US TREASURY- NTUA SEPTIC SYS

Thru Date 6/17/2024

Project

Cost Code	Cost Type	Description	L P M	Original Budget Amt	Revised Budget Amt	Actual Amount	Open Commit Amount	Budget Balance	% Revised Spent	% Revised Remaining
	1000	Revenues	3 T	11,105,636.00-	11,105,636.00-	5,552,818.14-		5,552,817.86-	.50	.50
	2000	Expenses	3 T	11,105,636.00	11,105,636.00	5,552,818.14	5,552,817.86		1.00	
K211530		US TREASURY- NTUA SEPTIC SYS	T				5,552,817.86	5,552,817.86-		

Job K211531 US TREASURY- NTUA WATER DISTR

Thru Date 6/17/2024

Project

Cost Code	Cost Type	Description	L P M DE C UM	Original Budget Amt	Revised Budget Amt	Actual Amount	Open Commit Amount	Budget Balance	% Revised Spent	% Revised Remaining
1000	Revenues		3 T	2,898,372.00-	2,898,372.00-	2,898,372.00-			1.00	
2000	Expenses		3 T	2,898,372.00	2,898,372.00	2,898,372.00			1.00	

Job K211532 US TREASURY- NTUA DRINKING WAT

Thru Date 6/17/2024

Project

Cost Code	Cost Type	Description	L P M DE C UM	Original Budget Amt	Revised Budget Amt	Actual Amount	Open Commit Amount	Budget Balance	% Revised Spent	% Revised Remaining
1000	Revenues		3 T	755,486.00-	755,486.00-	755,486.00-			1.00	
2000	Expenses		3 T	755,486.00	755,486.00	755,486.00			1.00	

Job K211533 US TREASURY- NTUA CISTERN SYS

Thru Date 6/17/2024

Project

Cost Code	Cost Type	Description	L P M DE C UM	Original Budget Amt	Revised Budget Amt	Actual Amount	Open Commit Amount	Budget Balance	% Revised Spent	% Revised Remaining
	1000	Revenues	3 T	3,701,879.00-	3,701,879.00-	1,850,939.33-		1,850,939.67-	.50	.50
	2000	Expenses	3 T	3,701,879.00	3,701,879.00	1,850,939.33	1,850,939.67		1.00	
K211533		US TREASURY- NTUA CISTERN SYS	T				1,850,939.67	1,850,939.67-		

Job K211534 US TREASURY- NTUA BB LAST MILE

Thru Date 6/17/2024

Project

Cost Code	Cost Type	Description	L P M DE CUM	Original Budget Amt	Revised Budget Amt	Actual Amount	Open Commit Amount	Budget Balance	% Revised Spent	% Revised Remaining
	1000	Revenues	3 T	5,370,432.00-	5,370,432.00-	2,685,216.00-		2,685,216.00-	.50	.50
	2000	Expenses	3 T	5,370,432.00	5,370,432.00	2,685,216.00	2,685,216.00		1.00	
K211534		US TREASURY- NTUA BB LAST MILE					2,685,216.00	2,685,216.00-		

Job K211535 US TREASURY- NTUA BB OTHR PROJ

Thru Date 6/17/2024

Project

Cost Code	Cost Type	Description	L P M DE C UM	Original Budget Amt	Revised Budget Amt	Actual Amount	Open Commit Amount	Budget Balance	% Revised Spent	% Revised Remaining
	1000	Revenues	3 T	9,679,381.00-	9,679,381.00-	4,839,690.43-		4,839,690.57-	.50	.50
	2000	Expenses	3 T	9,679,381.00	9,679,381.00	4,839,690.43	4,839,690.57		1.00	
K211535		US TREASURY- NTUA BB OTHR PROJ					4,839,690.57	4,839,690.57-		

Job K211537 US TREASURY- COVID-19 DALTCS

Thru Date 6/17/2024

Project

Cost Code	Cost Type	Description	L P M DE C UM	Original Budget Amt	Revised Budget Amt	Actual Amount	Open Commit Amount	Budget Balance	% Revised Spent	% Revised Remaining
1000	Revenues		3 T	2,330,205.00-	2,330,205.00-	68,887.60-		2,261,317.40-	.03	.97
2000	Expenses		3 T	2,330,205.00	2,330,205.00	68,887.60		2,261,317.40	.03	.97

Job K211538 US TREASURY-COVID-19 MOBILE UN

Thru Date 6/17/2024

Project

Cost Code	Cost Type	Description	L P M DE C UM	Original Budget Amt	Revised Budget Amt	Actual Amount	Open Commit Amount	Budget Balance	% Revised Spent	% Revised Remaining
	1000	Revenues	3 T	953,380.00-	953,380.00-			953,380.00-		1.00
	2000	Expenses	3 T	953,380.00	953,380.00		914,024.22	39,355.78	.96	.04
K211538		US TREASURY-COVID-19 MOBILE2UNT					914,024.22	914,024.22-		

Job K211539 US TREASURY- COVID-19 TESTING

Thru Date 6/17/2024

Project

Cost Code	Cost Type	Description	L P M DE CUM	Original Budget Amt	Revised Budget Amt	Actual Amount	Open Commit Amount	Budget Balance	% Revised Spent	% Revised Remaining
1000	Revenues		3 T	3,451,186.00-	3,451,186.00-			3,451,186.00-		1.00
2000	Expenses		3 T	3,451,186.00	3,451,186.00			3,451,186.00		1.00

Job K211542 US TREASURY- DWR WATER SOURCES

Thru Date 6/17/2024

Project

Cost Code	Cost Type	Description	L P M DE C U M	Original Budget Amt	Revised Budget Amt	Actual Amount	Open Commit Amount	Budget Balance	% Revised Spent	% Revised Remaining
1000	Revenues		3 T	4,193,774.54	4,193,774.54	50,000.00		4,143,774.54	.01	.99
2000	Expenses		3 T	4,193,774.54	4,193,774.54	50,000.00		4,143,774.54	.01	.99

Job K211543 US TREASURY-WATER TRANS & DIST

Thru Date 6/17/2024

Project

Cost Code	Cost Type	Description	L P M DE C UM	Original Budget Amt	Revised Budget Amt	Actual Amount	Open Commit Amount	Budget Balance	% Revised Spent	% Revised Remaining
	1000	Revenues	3 T	31,556,346.22-	31,556,346.22-	738,108.94-		30,818,237.28-	.02	.98
	2000	Expenses	3 T	31,556,346.22	31,556,346.22	738,108.94	23,773,445.47	7,044,791.81	.78	.22
K211543		US TREASURY-WATER TRANS & DIST					23,773,445.47	23,773,445.47-		

Job K211544 US TREASURY- WATER TREATMENT

Thru Date 6/17/2024

Project

Cost Code	Cost Type	Description	L P M DE C UM	Original Budget Amt	Revised Budget Amt	Actual Amount	Open Commit Amount	Budget Balance	% Revised Spent	% Revised Remaining
	1000	Revenues	3 T	405,000.00-	405,000.00-			405,000.00-		1.00
	2000	Expenses	3 T	405,000.00	405,000.00		405,000.00		1.00	
K211544		US TREASURY- WATER TREATMENT	T				405,000.00	405,000.00-		
		Total:	1 T			142,440.99	65,501,645.17	65,644,086.16-		

Job K211522 US TREASURY- HARDSHIP ASSIST

Thru Date 6/17/2024

Project

Cost Code	Cost Type	Description	L P M DE C UM	Original Budget Amt	Revised Budget Amt	Actual Amount	Open Commit Amount	Budget Balance	% Revised Spent	% Revised Remaining
1000	Revenues		3 T	557,000,000.00-	557,000,000.00-	556,414,600.00-		585,400.00-	1.00	
2000	Expenses		3 T	557,000,000.00	557,000,000.00	556,414,600.00		585,400.00	1.00	

Job K211546 US TREASURY- NAVAJO HOUSING

Thru Date 6/17/2024

Project

Cost Code	Cost Type	Description	L P M DE C UM	Original Budget Amt	Revised Budget Amt	Actual Amount	Open Commit Amount	Budget Balance	% Revised Spent	% Revised Remaining
	1000	Revenues	3 T	50,000,000.00-	50,000,000.00-	2,068,849.00-		47,931,151.00-	.04	.96
	2000	Expenses	3 T	50,000,000.00	50,000,000.00	6,283,409.00	8,932,396.00	34,784,195.00	.30	.70
K211546		US TREASURY- NAVAJO HOUSING	2 T			4,214,560.00	8,932,396.00	13,146,956.00-		

Job K211547 US TREASURY- HARDSHIP ASSIST 2

Thru Date 6/17/2024

Project

Cost Code	Cost Type	Description	L P M DE C UM	Original Budget Amt	Revised Budget Amt	Actual Amount	Open Commit Amount	Budget Balance	% Revised Spent	% Revised Remaining
1000	Revenues		3 T	120,000,000.00-	120,000,000.00-	1,199,000.00-		118,801,000.00-	.01	.99
2000	Expenses		3 T	120,000,000.00	120,000,000.00	1,199,000.00		118,801,000.00	.01	.99

Job K211548 US TREASURY - CYBERSECURITY 2

Thru Date 6/17/2024

Project

Cost Code	Cost Type	Description	L P M DE C UM	Original Budget Amt	Revised Budget Amt	Actual Amount	Open Commit Amount	Budget Balance	% Revised Spent	% Revised Remaining
	1000	Revenues	3 T	5,000,000.00-	5,000,000.00-	2,885,414.84-		2,114,585.16-	.58	.42
	2000	Expenses	3 T	5,000,000.00	5,000,000.00	2,885,414.84	1,909,871.90	204,713.26	.96	.04
K211548		US TREASURY - CYBERSECURITY 2	T				1,909,871.90	1,909,871.90-		

Job K211549 US TREASURY- BB MIDDLE MILE

Thru Date 6/17/2024

Project

Cost Code	Cost Type	Description	L P M DE C UM	Original Budget Amt	Revised Budget Amt	Actual Amount	Open Commit Amount	Budget Balance	% Revised Spent	% Revised Remaining
	1000	Revenues	3 T	60,000,000.00-	60,000,000.00-	4,281,736.32-		55,718,263.68-	.07	.93
	2000	Expenses	3 T	60,000,000.00	60,000,000.00	4,281,736.32	6,673,410.08	49,044,853.60	.18	.82
K211549		US TREASURY- BB MIDDLE MILE2	T				6,673,410.08	6,673,410.08-		

Job K211550 US TREASURY- BB LAST MILE 2

Thru Date 6/17/2024

Project

Cost Code	Cost Type	Description	L P M DE C UM	Original Budget Amt	Revised Budget Amt	Actual Amount	Open Commit Amount	Budget Balance	% Revised Spent	% Revised Remaining
	1000	Revenues	3 T	40,000,000.00-	40,000,000.00-	12,236,050.60-		27,763,949.40-	.31	.69
	2000	Expenses	3 T	40,000,000.00	40,000,000.00	19,433,727.27	11,707,838.84	8,858,433.89	.78	.22
K211550		US TREASURY- BB LAST MILE 2	2 T			7,197,676.67	11,707,838.84	18,905,515.51-		

Job K211551 US TREASURY- WASTEWATER: CENTR

Thru Date 6/17/2024

Project

Cost Code	Cost Type	Description	L P M DE CUM	Original Budget Amt	Revised Budget Amt	Actual Amount	Open Commit Amount	Budget Balance	% Revised Spent	% Revised Remaining
	1000	Revenues	3 T	33,675,338.00-	33,675,338.00-	16,837,669.00-		16,837,669.00-	.50	.50
	2000	Expenses	3 T	33,675,338.00	33,675,338.00	16,837,669.00	16,837,669.00		1.00	
K211551		US TREASURY- WASTEWATER: CENTR					16,837,669.00	16,837,669.00-		

Job K211552 US TREASURY- WASTEWATER: C&C

Thru Date 6/17/2024

Project

Cost Code	Cost Type	Description	L P M DE CUM	Original Budget Amt	Revised Budget Amt	Actual Amount	Open Commit Amount	Budget Balance	% Revised Spent	% Revised Remaining
1000	Revenues		3 T	6,008,874.00-	6,008,874.00-			6,008,874.00-		1.00
2000	Expenses		3 T	6,008,874.00	6,008,874.00			6,008,874.00		1.00

Job K211553 US TREASURY- HOUSING MANUFACTU

Thru Date 6/17/2024

Project

Cost Code	Cost Type	Description	L P M DE C U M	Original Budget Amt	Revised Budget Amt	Actual Amount	Open Commit Amount	Budget Balance	% Revised Spent	% Revised Remaining
	1000	Revenues	3 T	30,000,000.00-	30,000,000.00-	15,000,000.00-		15,000,000.00-	.50	.50
	2000	Expenses	3 T	30,000,000.00	30,000,000.00	15,000,000.00	27,000,000.00	12,000,000.00-	1.40	.40-
K211553		US TREASURY- HOUSING MANUFACTU					27,000,000.00	27,000,000.00-		

Job K211554 US TREASURY-DBMHS DETOX & RES.

Thru Date 6/17/2024

Project

Cost Code	Cost Type	Description	L P M DE CUM	Original Budget Amt	Revised Budget Amt	Actual Amount	Open Commit Amount	Budget Balance	% Revised Spent	% Revised Remaining
1000	Revenues		3 T	15,243,750.00-	15,243,750.00-			15,243,750.00-		1.00
2000	Expenses		3 T	15,243,750.00	15,243,750.00			15,243,750.00		1.00

Job K211555 US TREASURY-DBMHS TRANSITIONAL

Thru Date 6/17/2024

Project

Cost Code	Cost Type	Description	L P M DE CUM	Original Budget Amt	Revised Budget Amt	Actual Amount	Open Commit Amount	Budget Balance	% Revised Spent	% Revised Remaining
1000	Revenues		3 T	4,000,000.00-	4,000,000.00-			4,000,000.00-		1.00
2000	Expenses		3 T	4,000,000.00	4,000,000.00			4,000,000.00		1.00

Job K211559 US TREASURY-DRINKING WATER: CS

Thru Date 6/17/2024

Project

Cost Code	Cost Type	Description	L P M DE CUM	Original Budget Amt	Revised Budget Amt	Actual Amount	Open Commit Amount	Budget Balance	% Revised Spent	% Revised Remaining
	1000	Revenues	3 T	84,000,000.00-	84,000,000.00-	42,000,000.00-		42,000,000.00-	.50	.50
	2000	Expenses	3 T	84,000,000.00	84,000,000.00	42,000,000.00	42,000,000.00		1.00	
K211559		US TREASURY-DRINKING WATER2 CST					42,000,000.00	42,000,000.00-		

Job K211560 US TREASURY-DRINKING WATER D&T

Thru Date 6/17/2024

Project

Cost Code	Cost Type	Description	L P M DE CUM	Original Budget Amt	Revised Budget Amt	Actual Amount	Open Commit Amount	Budget Balance	% Revised Spent	% Revised Remaining
	1000	Revenues	3 T	10,030,000.00-	10,030,000.00-	5,015,000.00-		5,015,000.00-	.50	.50
	2000	Expenses	3 T	10,030,000.00	10,030,000.00	5,015,000.00	5,015,000.00		1.00	
K211560		US TREASURY-DRINKING WATER D&T					5,015,000.00	5,015,000.00-		

Job K211561 US TREASURY-DRINKING WATER T&D

Thru Date 6/17/2024

Project

Cost Code	Cost Type	Description	L P M DE C U M	Original Budget Amt	Revised Budget Amt	Actual Amount	Open Commit Amount	Budget Balance	% Revised Spent	% Revised Remaining
	1000	Revenues	3 T	51,085,788.00-	51,085,788.00-	6,344,842.20-		44,740,945.80-	.12	.88
	2000	Expenses	3 T	51,085,788.00	51,085,788.00	6,697,432.20	23,177,389.07	21,210,966.73	.58	.42
K211561		US TREASURY-DRINKING WATER T&D				352,590.00	23,177,389.07	23,529,979.07-		

Job K211562 US TREASURY-DRINKING WATER STO

Thru Date 6/17/2024

Project

Cost Code	Cost Type	Description	L P M DE C UM	Original Budget Amt	Revised Budget Amt	Actual Amount	Open Commit Amount	Budget Balance	% Revised Spent	% Revised Remaining
	1000	Revenues	3 T	1,000,000.00-	1,000,000.00-			1,000,000.00-		1.00
	2000	Expenses	3 T	1,000,000.00	1,000,000.00		904,970.85	95,029.15	.90	.10
K211562		US TREASURY-DRINKING WATER STO					904,970.85	904,970.85-		

Job K211563 US TREASURY- HOUSING SUPPORT

Thru Date 6/17/2024

Project

Cost Code	Cost Type	Description	L P M DE C UM	Original Budget Amt	Revised Budget Amt	Actual Amount	Open Commit Amount	Budget Balance	% Revised Spent	% Revised Remaining
	1000	Revenues	3 T	96,400,000.00-	96,400,000.00-	48,200,000.00-		48,200,000.00-	.50	.50
	2000	Expenses	3 T	96,400,000.00	96,400,000.00	48,200,000.00	48,200,000.00		1.00	
K211563		US TREASURY- HOUSING SUPPORT	T				48,200,000.00	48,200,000.00-		

Job K211564 US TREASURY- NEW HOUSING: CHID

Thru Date 6/17/2024

Project

Cost Code	Cost Type	Description	L P M DE CUM	Original Budget Amt	Revised Budget Amt	Actual Amount	Open Commit Amount	Budget Balance	% Revised Spent	% Revised Remaining
1000	Revenues		3 T	50,000,000.00-	50,000,000.00-			50,000,000.00-		1.00
2000	Expenses		3 T	50,000,000.00	50,000,000.00			50,000,000.00		1.00

Job K211565 US TREASURY-BATHROOM ADDITIONS

Thru Date 6/17/2024

Project

Cost Code	Cost Type	Description	L P M DE CUM	Original Budget Amt	Revised Budget Amt	Actual Amount	Open Commit Amount	Budget Balance	% Revised Spent	% Revised Remaining
	1000	Revenues	3 T	150,000,000.00-	150,000,000.00-	922,300.12-		149,077,699.88-	.01	.99
	2000	Expenses	3 T	150,000,000.00	150,000,000.00	922,300.12	47,333,733.71	101,743,966.17	.32	.68
K211565		US TREASURY-BATHROOM ADDITIONS					47,333,733.71	47,333,733.71-		

Job K211566 US TREASURY-DRINKING WATER SOU

Thru Date 6/17/2024

Project

Cost Code	Cost Type	Description	L P M DE C UM	Original Budget Amt	Revised Budget Amt	Actual Amount	Open Commit Amount	Budget Balance	% Revised Spent	% Revised Remaining
	1000	Revenues	3 T	29,200,000.00-	29,200,000.00-	9,708,714.01-		19,491,285.99-	.33	.67
	2000	Expenses	3 T	29,200,000.00	29,200,000.00	9,708,714.01	17,841,285.99	1,650,000.00	.94	.06
K211566		US TREASURY-DRINKING WATER SOU					17,841,285.99	17,841,285.99-		

Job K211592 US TREASURY- DPS RURAL ADDRESS

Thru Date 6/17/2024

Project

Cost Code	Cost Type	Description	L P M DE C UM	Original Budget Amt	Revised Budget Amt	Actual Amount	Open Commit Amount	Budget Balance	% Revised Spent	% Revised Remaining
	1000	Revenues	3 T	35,000,000.00-	35,000,000.00-	776,228.47-		34,223,771.53-	.02	.98
	2000	Expenses	3 T	35,000,000.00	35,000,000.00	916,278.87	16,607,208.29	17,476,512.84	.50	.50
K211592		US TREASURY- DPS RURAL ADDRESS				140,050.40	16,607,208.29	16,747,258.69-		

Job K2115134 US TREASURY - BB CASH MATCH

Thru Date 6/17/2024

Project

Cost Code	Cost Type	Description	L P M DE C U M	Original Budget Amt	Revised Budget Amt	Actual Amount	Open Commit Amount	Budget Balance	% Revised Spent	% Revised Remaining
-----------	-----------	-------------	-------------------	------------------------	-----------------------	------------------	-----------------------	-------------------	--------------------	------------------------

Job K2115137 US TREASURY - NAVAJO-HOPI LAND

Thru Date 6/17/2024

Project

Cost Code	Cost Type	Description	L P M DE C UM	Original Budget Amt	Revised Budget Amt	Actual Amount	Open Commit Amount	Budget Balance	% Revised Spent	% Revised Remaining
1000	Revenues		3 T	15,550,000.00-	15,550,000.00-	309,996.00-		15,240,004.00-	.02	.98
2000	Expenses		3 T	15,550,000.00	15,550,000.00	309,996.00		15,240,004.00	.02	.98
	Total:		1 T			11,904,877.07	274,140,773.73	286,045,650.80-		

Attachment 4

FMIS Job Status Inquiry Print Reports

All ARPA/FRF Non-Regional Chapter Project Acct BU's

Business Units by Category

As of Sept. 19, 2024

Job K211500 US TREASURY- OPVP FRF OFFICE

Thru Date 9/19/2024

Project

Cost Code	Cost Type	Description	L P M	Original Budget Amt	Revised Budget Amt	Actual Amount	Open Commit Amount	Budget Balance	% Revised Spent	% Revised Remaining
	1000	Revenues	3 T	25,337,389.00-	25,337,389.00-	5,803,393.90-		19,533,995.10-	.23	.77
	2000	Expenses	3 T	25,337,389.00	25,337,389.00	5,859,533.95	5,045,476.19	14,432,378.86	.43	.57
K211500		US TREASURY- OPVP FRF OFFICE2	T			56,140.05	5,045,476.19	5,101,616.24-		

Job K211501 US TREASURY- BROADBAND OFC-FRF

Thru Date 9/19/2024

Project

Cost Code	Cost Type	Description	L P M DE C U M	Original Budget Amt	Revised Budget Amt	Actual Amount	Open Commit Amount	Budget Balance	% Revised Spent	% Revised Remaining
	1000	Revenues	3 T	2,725,789.00-	2,725,789.00-	893,629.29-		1,832,159.71-	.33	.67
	2000	Expenses	3 T	2,725,789.00	2,725,789.00	911,456.50	134,900.08	1,679,432.42	.38	.62
K211501		US TREASURY- BROADBAND OFC-FRF				17,827.21	134,900.08	152,727.29-		

Job K211502 US TREASURY- HUMAN RESOURCES

Thru Date 9/19/2024

Project

Cost Code	Cost Type	Description	L P M DE C UM	Original Budget Amt	Revised Budget Amt	Actual Amount	Open Commit Amount	Budget Balance	% Revised Spent	% Revised Remaining
	1000	Revenues	3 T	869,194.00-	869,194.00-	645,135.01-		224,058.99-	.74	.26
	2000	Expenses	3 T	869,194.00	869,194.00	688,579.07		180,614.93	.79	.21
K211502		US TREASURY- HUMAN RESOURC				43,444.06		43,444.06-		

Job K211503 US TREASURY- WATER RESOURCES

Thru Date 9/19/2024

Project

Cost Code	Cost Type	Description	L P M DE C UM	Original Budget Amt	Revised Budget Amt	Actual Amount	Open Commit Amount	Budget Balance	% Revised Spent	% Revised Remaining
	1000	Revenues	3 T	2,629,500.00-	2,629,500.00-	96,654.49-		2,532,845.51-	.04	.96
	2000	Expenses	3 T	2,629,500.00	2,629,500.00	96,742.32		2,532,757.68	.04	.96
K211503		US TREASURY- WATER RESOURCES	T			87.83		87.83-		

Job K211504 US TREASURY- EPA ADMIN - FRF

Thru Date 9/19/2024

Project

Cost Code	Cost Type	Description	L P M	Original Budget Amt	Revised Budget Amt	Actual Amount	Open Commit Amount	Budget Balance	% Revised Spent	% Revised Remaining
	1000	Revenues	3 T	8,093,953.00-	3,929,977.00-	868,360.41-		3,061,616.59-	.22	.78
	2000	Expenses	3 T	8,093,953.00	3,929,977.00	872,407.58	267,608.05	2,789,961.37	.29	.71
K211504		US TREASURY- EPA ADMIN - FRF 2	T			4,047.17	267,608.05	271,655.22-		

Job K211505 US TREASURY- BUSINESS REG- FRF

Thru Date 9/19/2024

Project

Cost Code	Cost Type	Description	L P M DE C UM	Original Budget Amt	Revised Budget Amt	Actual Amount	Open Commit Amount	Budget Balance	% Revised Spent	% Revised Remaining
	1000	Revenues	3 T	330,768.00-	330,768.00-	150,691.12-		180,076.88-	.46	.54
	2000	Expenses	3 T	330,768.00	330,768.00	152,438.52		178,329.48	.46	.54
K211505		US TREASURY- BUSINESS REG- FRF	T			1,747.40		1,747.40-		

Job K211506 US TREASURY- HERITAGE & HIST P

Thru Date 9/19/2024

Project

Cost Code	Cost Type	Description	L P M DE C UM	Original Budget Amt	Revised Budget Amt	Actual Amount	Open Commit Amount	Budget Balance	% Revised Spent	% Revised Remaining
	1000	Revenues	3 T	1,010,601.00-	1,010,601.00-	393,957.98-		616,643.02-	.39	.61
	2000	Expenses	3 T	1,010,601.00	1,010,601.00	401,897.49		608,703.51	.40	.60
K211506		US TREASURY- HERITAGE & HIST P	T			7,939.51		7,939.51-		

Job K211508 US TREASURY- GENERAL LAND DEV

Thru Date 9/19/2024

Project

Cost Code	Cost Type	Description	L P M DE C U M	Original Budget Amt	Revised Budget Amt	Actual Amount	Open Commit Amount	Budget Balance	% Revised Spent	% Revised Remaining
	1000	Revenues	3 T	2,183,797.00-	2,183,797.00-	1,036,793.27-		1,147,003.73-	.47	.53
	2000	Expenses	3 T	2,183,797.00	2,183,797.00	1,047,428.60		1,136,368.40	.48	.52
K211508		US TREASURY- GENERAL LAND DEVT				10,635.33		10,635.33-		

Job K211509 US TREASURY- DIV COMM DEV- FRF

Thru Date 9/19/2024

Project

Cost Code	Cost Type	Description	L P M DE C U M	Original Budget Amt	Revised Budget Amt	Actual Amount	Open Commit Amount	Budget Balance	% Revised Spent	% Revised Remaining
	1000	Revenues	3 T	10,683,627.00-	10,683,627.00-	6,449,202.60-		4,234,424.40-	.60	.40
	2000	Expenses	3 T	10,683,627.00	10,683,627.00	6,457,904.73	2,943,934.99	1,281,787.28	.88	.12
K211509		US TREASURY- DIV COMM DEV- BRFT				8,702.13	2,943,934.99	2,952,637.12-		

Job K211510 US TREASURY- DCD CHAPTERS- FRF

Thru Date 9/19/2024

Project

Cost Code	Cost Type	Description	L P M DE C UM	Original Budget Amt	Revised Budget Amt	Actual Amount	Open Commit Amount	Budget Balance	% Revised Spent	% Revised Remaining
	1000	Revenues	3 T	7,761,517.00-	7,761,517.00-	1,824,322.37-		5,937,194.63-	.24	.76
	2000	Expenses	3 T	7,761,517.00	7,761,517.00	2,419,874.89	2,741,635.11	2,600,007.00	.67	.33
K211510		US TREASURY- DCD CHAPTERS- ERFT				595,552.52	2,741,635.11	3,337,187.63-		

Job K211511 US TREASURY- AMLR - FRF

Thru Date 9/19/2024

Project

Cost Code	Cost Type	Description	L P M DE C UM	Original Budget Amt	Revised Budget Amt	Actual Amount	Open Commit Amount	Budget Balance	% Revised Spent	% Revised Remaining
	1000	Revenues	3 T	2,033,414.00-	2,033,414.00-	710,351.52-		1,323,062.48-	.35	.65
	2000	Expenses	3 T	2,033,414.00	2,033,414.00	716,510.03	13,825.11	1,303,078.86	.36	.64
K211511		US TREASURY- AMLR - FRF	2 T			6,158.51	13,825.11	19,983.62-		

Job K211512 US TREASURY- FORESTRY - FRF

Thru Date 9/19/2024

Project

Cost Code	Cost Type	Description	L P M	Original Budget Amt	Revised Budget Amt	Actual Amount	Open Commit Amount	Budget Balance	% Revised Spent	% Revised Remaining
	1000	Revenues	3 T	991,293.00-	991,293.00-	288,776.48-		702,516.52-	.29	.71
	2000	Expenses	3 T	991,293.00	991,293.00	293,451.58	234.63	697,606.79	.30	.70
K211512		US TREASURY- FORESTRY - FRF	2 T			4,675.10	234.63	4,909.73-		

Job K211513 US TREASURY- MINERALS - FRF

Thru Date 9/19/2024

Project

Cost Code	Cost Type	Description	L P M DE C UM	Original Budget Amt	Revised Budget Amt	Actual Amount	Open Commit Amount	Budget Balance	% Revised Spent	% Revised Remaining
	1000	Revenues	3 T	1,440,527.00-	1,440,527.00-	396,717.67-		1,043,809.33-	.28	.72
	2000	Expenses	3 T	1,440,527.00	1,440,527.00	402,241.09		1,038,285.91	.28	.72
K211513		US TREASURY- MINERALS - FRF	2 T			5,523.42		5,523.42-		

Job K211514 US TREASURY- OOC - FRF

Thru Date 9/19/2024

Project

Cost Code	Cost Type	Description	L P M DE C UM	Original Budget Amt	Revised Budget Amt	Actual Amount	Open Commit Amount	Budget Balance	% Revised Spent	% Revised Remaining
	1000	Revenues	3 T	17,664,167.00-	17,664,167.00-	7,993,650.20-		9,670,516.80-	.45	.55
	2000	Expenses	3 T	17,664,167.00	17,664,167.00	8,043,151.06	244,024.56	9,376,991.38	.47	.53
K211514		US TREASURY- OOC - FRF	2 T			49,500.86	244,024.56	293,525.42-		

Job K211515 US TREASURY- NAVAJO LAND DEPT

Thru Date 9/19/2024

Project

Cost Code	Cost Type	Description	L P M DE C UM	Original Budget Amt	Revised Budget Amt	Actual Amount	Open Commit Amount	Budget Balance	% Revised Spent	% Revised Remaining
	1000	Revenues	3 T	5,059,674.00-	5,059,674.00-	1,362,679.17-		3,696,994.83-	.27	.73
	2000	Expenses	3 T	5,059,674.00	5,059,674.00	1,373,328.00	206,350.44	3,479,995.56	.31	.69
K211515		US TREASURY- NAVAJO LAND DEPT T				10,648.83	206,350.44	216,999.27-		

Job K211519 US TREASURY - ATTORNEY GENERAL

Thru Date 9/19/2024

Project

Cost Code	Cost Type	Description	L P M DE C UM	Original Budget Amt	Revised Budget Amt	Actual Amount	Open Commit Amount	Budget Balance	% Revised Spent	% Revised Remaining
	1000	Revenues	3 T	25,446,993.00-	25,446,993.00-	4,055,610.15-		21,391,382.85-	.16	.84
	2000	Expenses	3 T	25,446,993.00	25,446,993.00	4,096,016.96	3,228,546.68	18,122,429.36	.29	.71
K211519		US TREASURY - ATTORNEY GENERAL				40,406.81	3,228,546.68	3,268,953.49-		

Job K211520 US TREASURY - FISH & WILDLIFE

Thru Date 9/19/2024

Project

Cost Code	Cost Type	Description	L P M	Original Budget Amt	Revised Budget Amt	Actual Amount	Open Commit Amount	Budget Balance	% Revised Spent	% Revised Remaining
	1000	Revenues	3 T	3,525,471.00-	3,525,471.00-	977,373.38-		2,548,097.62-	.28	.72
	2000	Expenses	3 T	3,525,471.00	3,525,471.00	1,001,027.08	1,887.84	2,522,556.08	.28	.72
K211520		US TREASURY - FISH & WILDLIFE	2 T			23,653.70	1,887.84	25,541.54-		

Job K211521 US TREASURY- ECONOMIC DEV- FRF

Thru Date 9/19/2024

Project

Cost Code	Cost Type	Description	L P M DE C UM	Original Budget Amt	Revised Budget Amt	Actual Amount	Open Commit Amount	Budget Balance	% Revised Spent	% Revised Remaining
	1000	Revenues	3 T	2,843,597.00-	2,843,597.00-	831,627.83-		2,011,969.17-	.29	.71
	2000	Expenses	3 T	2,843,597.00	2,843,597.00	870,520.81	76,401.49	1,896,674.70	.33	.67
K211521		US TREASURY- ECONOMIC DEV- FRF				38,892.98	76,401.49	115,294.47-		

Job K211536 US TREASURY- NDOH - FRF

Thru Date 9/19/2024

Project

Cost Code	Cost Type	Description	L P M DE CUM	Original Budget Amt	Revised Budget Amt	Actual Amount	Open Commit Amount	Budget Balance	% Revised Spent	% Revised Remaining
1000	Revenues		3 T	1,852,157.00-	1,852,157.00-			1,852,157.00-		1.00
2000	Expenses		3 T	1,852,157.00	1,852,157.00			1,852,157.00		1.00

Job K211540 US TREASURY- OFC OF MGMT & BDG

Thru Date 9/19/2024

Project

Cost Code	Cost Type	Description	L P M DE C UM	Original Budget Amt	Revised Budget Amt	Actual Amount	Open Commit Amount	Budget Balance	% Revised Spent	% Revised Remaining
	1000	Revenues	3 T	2,788,084.00-	1,561,059.63-	312,675.82-		1,248,383.81-	.20	.80
	2000	Expenses	3 T	2,788,084.00	1,561,059.63	317,745.66	7,676.15	1,235,637.82	.21	.79
K211540		US TREASURY- OFC OF MGMT & BDG				5,069.84	7,676.15	12,745.99-		

Job K211541 US TREASURY- INVESTMENT INCOME

Thru Date 9/19/2024

Project

Cost Code	Cost Type	Description	L P M DE CUM	Original Budget Amt	Revised Budget Amt	Actual Amount	Open Commit Amount	Budget Balance	% Revised Spent	% Revised Remaining
1000	Revenues		3 T	248,110.00-	248,110.00-			248,110.00-		1.00
2000	Expenses		3 T	248,110.00	248,110.00			248,110.00		1.00

Job K211545 US TREASURY- INVEST MGMT FEES

Thru Date 9/19/2024

Project

Cost Code	Cost Type	Description	L P M DE C UM	Original Budget Amt	Revised Budget Amt	Actual Amount	Open Commit Amount	Budget Balance	% Revised Spent	% Revised Remaining
1000	Revenues		3 T	550,000.00-	550,000.00-	548,317.77-		1,682.23-	1.00	
2000	Expenses		3 T	550,000.00	550,000.00	548,317.77		1,682.23	1.00	

Job K211556 US TREASURY-DNR ADMIN SUP COST

Thru Date 9/19/2024

Project

Cost Code	Cost Type	Description	L P M DE CUM	Original Budget Amt	Revised Budget Amt	Actual Amount	Open Commit Amount	Budget Balance	% Revised Spent	% Revised Remaining
	1000	Revenues	3 T	2,777,319.00-	2,777,319.00-	442,156.44-		2,335,162.56-	.16	.84
	2000	Expenses	3 T	2,777,319.00	2,777,319.00	450,752.79		2,326,566.21	.16	.84
K211556		US TREASURY-DNR ADMIN SUP COST				8,596.35		8,596.35-		

Job K211557 US TREASURY-MOD OFC BLDG COMPL

Thru Date 9/19/2024

Project

Cost Code	Cost Type	Description	L P M DE C UM	Original Budget Amt	Revised Budget Amt	Actual Amount	Open Commit Amount	Budget Balance	% Revised Spent	% Revised Remaining
	1000	Revenues	3 T	8,931,654.00-	8,931,654.00-	7,853,795.73-		1,077,858.27-	.88	.12
	2000	Expenses	3 T	8,931,654.00	8,931,654.00	8,547,780.54	383,873.46		1.00	
K211557		US TREASURY-MOD OFC BLDG COMPL				693,984.81	383,873.46	1,077,858.27-		

Job K211558 US TREASURY-TRIBAL ENROLL MP

Thru Date 9/19/2024

Project

Cost Code	Cost Type	Description	L P M DE C UM	Original Budget Amt	Revised Budget Amt	Actual Amount	Open Commit Amount	Budget Balance	% Revised Spent	% Revised Remaining
	1000	Revenues	3 T	1,581,788.00-	1,581,788.00-	263,725.94-		1,318,062.06-	.17	.83
	2000	Expenses	3 T	1,581,788.00	1,581,788.00	273,696.53		1,308,091.47	.17	.83
K211558		US TREASURY-TRIBAL ENROLL MP	T			9,970.59		9,970.59-		

Job K2115135 US TREASURY - OLC HVAC SYSTEM

Thru Date 9/19/2024

Project

Cost Code	Cost Type	Description	L P M DE C UM	Original Budget Amt	Revised Budget Amt	Actual Amount	Open Commit Amount	Budget Balance	% Revised Spent	% Revised Remaining
1000	Revenues		3 T	89,358.00-	89,358.00-	89,358.00-			1.00	
2000	Expenses		3 T	89,358.00	89,358.00	89,358.00			1.00	

Job K2115136 US TREASURY - UPDATE NN CODE

Thru Date 9/19/2024

Project

Cost Code	Cost Type	Description	L P M DE C U M	Original Budget Amt	Revised Budget Amt	Actual Amount	Open Commit Amount	Budget Balance	% Revised Spent	% Revised Remaining
1000	Revenues		3 T	600,000.00-	600,000.00-	8,166.24-		591,833.76-	.01	.99
2000	Expenses		3 T	600,000.00	600,000.00	8,166.24		591,833.76	.01	.99

Job K2115138 US TREASURY - OLC IT UPGRADE

Thru Date 9/19/2024

Project

Cost Code	Cost Type	Description	L P M DE C UM	Original Budget Amt	Revised Budget Amt	Actual Amount	Open Commit Amount	Budget Balance	% Revised Spent	% Revised Remaining
1000	Revenues		3 T	119,824.00-	119,824.00-	111,808.14-		8,015.86-	.93	.07
2000	Expenses		3 T	119,824.00	119,824.00	111,808.14		8,015.86	.93	.07

Job K2115399 US TREASURY- OPVP ADMIN OPERAT

Thru Date 9/19/2024

Project

Cost Code	Cost Type	Description	L P M DE CUM	Original Budget Amt	Revised Budget Amt	Actual Amount	Open Commit Amount	Budget Balance	% Revised Spent	% Revised Remaining
	1000	Revenues	3 T	684,400.00-	684,400.00-	82,738.89-		601,661.11-	.12	.88
	2000	Expenses	3 T	684,400.00	684,400.00	82,738.89	49,604.00	552,057.11	.19	.81
K2115399		US TREASURY- OPVP ADMIN OPERAT					49,604.00	49,604.00-		

Job K2115464 US TREASURY- DCD CONSTRUCT- FRF

Thru Date 9/19/2024

Project

Cost Code	Cost Type	Description	L P M DE CUM	Original Budget Amt	Revised Budget Amt	Actual Amount	Open Commit Amount	Budget Balance	% Revised Spent	% Revised Remaining
1000	Revenues		3 T	5,887,727.76-	5,887,727.76-			5,887,727.76-		1.00
2000	Expenses		3 T	5,887,727.76	5,887,727.76			5,887,727.76		1.00

Job K2115513 US TREAS- LEGIS. IT NETWORK

Thru Date 9/19/2024

Project

Cost Code	Cost Type	Description	L P M DE CUM	Original Budget Amt	Revised Budget Amt	Actual Amount	Open Commit Amount	Budget Balance	% Revised Spent	% Revised Remaining
	1000	Revenues	3 T	340,000.00-	340,000.00-			340,000.00-		1.00
	2000	Expenses	3 T	340,000.00	340,000.00		102,500.00	237,500.00	.30	.70
K2115513		US TREAS- LEGIS. IT NETWORK	2 T				102,500.00	102,500.00-		

Job K2115514 US TRESURY- OFFICE SPACE LEASE

Thru Date 9/19/2024

Project

Cost Code	Cost Type	Description	L P M DE C UM	Original Budget Amt	Revised Budget Amt	Actual Amount	Open Commit Amount	Budget Balance	% Revised Spent	% Revised Remaining
	1000	Revenues	3 T	950,000.00-	950,000.00-	265,212.00-		684,788.00-	.28	.72
	2000	Expenses	3 T	950,000.00	950,000.00	265,212.00	649,230.45	35,557.55	.96	.04
K2115514		US TRESURY- OFFICE SPACE LEASE	3 T				649,230.45	649,230.45-		

Job K2115515 US TRESURY- NDOJ WATER RIGHTS

Thru Date 9/19/2024

Project

Cost Code	Cost Type	Description	L P M DE CUM	Original Budget Amt	Revised Budget Amt	Actual Amount	Open Commit Amount	Budget Balance	% Revised Spent	% Revised Remaining
1000	Revenues		3 T	165,000.00-	165,000.00-			165,000.00-		1.00
2000	Expenses		3 T	165,000.00	165,000.00			165,000.00		1.00

Job K2115516 US TREASURY-DCD PROJ MGMT SERV

Thru Date 9/19/2024

Project

Cost Code	Cost Type	Description	L P M DE CUM	Original Budget Amt	Revised Budget Amt	Actual Amount	Open Commit Amount	Budget Balance	% Revised Spent	% Revised Remaining
1000	Revenues		3 T	3,479,576.00-	3,479,576.00-			3,479,576.00-		1.00
2000	Expenses		3 T	3,479,576.00	3,479,576.00			3,479,576.00		1.00

Job K2115517 US TRESURY- OAG BRIEF SOFTWARE

Thru Date 9/19/2024

Project

Cost Code	Cost Type	Description	L P M DE CUM	Original Budget Amt	Revised Budget Amt	Actual Amount	Open Commit Amount	Budget Balance	% Revised Spent	% Revised Remaining
1000	Revenues		3 T	14,000.00-	14,000.00-			14,000.00-		1.00
2000	Expenses		3 T	14,000.00	14,000.00			14,000.00		1.00

Job K2115518 US TREASURY-OOS BFC CONSULTANT

Project

Cost Code	Cost Type	Description	L P M DE CUM	Original Budget Amt	Revised Budget Amt	Actual Amount	Open Commit Amount	Budget Balance	% Revised Spent	% Revised Remaining
1000	Revenues		3 T	300,000.00-	300,000.00-			300,000.00-		1.00
2000	Expenses		3 T	300,000.00	300,000.00			300,000.00		1.00

Job K2115519 US TREAS- LEGIS. IT NETWORK 2

Thru Date 9/19/2024

Project

Cost Code	Cost Type	Description	L P M DE C UM	Original Budget Amt	Revised Budget Amt	Actual Amount	Open Commit Amount	Budget Balance	% Revised Spent	% Revised Remaining
1000	Revenues		3 T	35,000.00-	35,000.00-	1,775.48-		33,224.52-	.05	.95
2000	Expenses		3 T	35,000.00	35,000.00	1,775.48		33,224.52	.05	.95
	Total:		1 T			1,643,205.01	16,097,709.23	17,740,914.24-		

Job K211516 US TREASURY- ECONOMIC RELIEF

Thru Date 9/19/2024

Project

Cost Code	Cost Type	Description	L P M DE CUM	Original Budget Amt	Revised Budget Amt	Actual Amount	Open Commit Amount	Budget Balance	% Revised Spent	% Revised Remaining
	1000	Revenues	3 T	31,412,583.00-	31,412,583.00-	23,404,553.01-		8,008,029.99-	.75	.25
	2000	Expenses	3 T	31,412,583.00	31,412,583.00	23,404,553.01	8,008,029.99		1.00	
K211516		US TREASURY- ECONOMIC RELIEF	T				8,008,029.99	8,008,029.99-		

Job K211517 US TREASURY - CYBERSECURITY

Thru Date 9/19/2024

Project

Cost Code	Cost Type	Description	L P M DE C UM	Original Budget Amt	Revised Budget Amt	Actual Amount	Open Commit Amount	Budget Balance	% Revised Spent	% Revised Remaining
1000	Revenues		3 T	1,644,509.00-	1,644,509.00-	1,644,509.00-			1.00	
2000	Expenses		3 T	1,644,509.00	1,644,509.00	1,644,509.00			1.00	

Job K211518 US TREASURY - JUDICIAL BRANCH

Thru Date 9/19/2024

Project

Cost Code	Cost Type	Description	L P M DE C UM	Original Budget Amt	Revised Budget Amt	Actual Amount	Open Commit Amount	Budget Balance	% Revised Spent	% Revised Remaining
	1000	Revenues	3 T	5,876,685.00-	5,876,685.00-	1,169,881.92-		4,706,803.08-	.20	.80
	2000	Expenses	3 T	5,876,685.00	5,876,685.00	1,183,208.65	576,395.52	4,117,080.83	.30	.70
K211518		US TREASURY - JUDICIAL BRANCH	T			13,326.73	576,395.52	589,722.25-		

Job K211523 US TREASURY- CISTERN SYSTEMS

Thru Date 9/19/2024

Project

Cost Code	Cost Type	Description	L P M DE C UM	Original Budget Amt	Revised Budget Amt	Actual Amount	Open Commit Amount	Budget Balance	% Revised Spent	% Revised Remaining
1000	Revenues		3 T	14,722,159.00-	14,722,159.00-			14,722,159.00-		1.00
2000	Expenses		3 T	14,722,159.00	14,722,159.00			14,722,159.00		1.00

Job K211524 US TREASURY- EMS SERVICES

Thru Date 9/19/2024

Project

Cost Code	Cost Type	Description	L P M DE C U M	Original Budget Amt	Revised Budget Amt	Actual Amount	Open Commit Amount	Budget Balance	% Revised Spent	% Revised Remaining
1000	Revenues		3 T	1,808,662.00-	1,808,662.00-	1,808,662.00-			1.00	
2000	Expenses		3 T	1,808,662.00	1,808,662.00	1,808,662.00			1.00	

Job K211525 US TREASURY- COVID-19 FOOD

Thru Date 9/19/2024

Project

Cost Code	Cost Type	Description	L P M DE C UM	Original Budget Amt	Revised Budget Amt	Actual Amount	Open Commit Amount	Budget Balance	% Revised Spent	% Revised Remaining
	1000	Revenues	3 T	3,000,000.00-	3,000,000.00-	701,882.34-		2,298,117.66-	.23	.77
	2000	Expenses	3 T	3,000,000.00	3,000,000.00	701,882.34	285,686.58	2,012,431.08	.33	.67
K211525		US TREASURY- COVID-19 FOOD	2 T				285,686.58	285,686.58-		

Job K211526 US TREASURY- COVID-19 PPE

Thru Date 9/19/2024

Project

Cost Code	Cost Type	Description	L P M DE CUM	Original Budget Amt	Revised Budget Amt	Actual Amount	Open Commit Amount	Budget Balance	% Revised Spent	% Revised Remaining
1000	Revenues		3 T	600,000.00-	600,000.00-			600,000.00-		1.00
2000	Expenses		3 T	600,000.00	600,000.00			600,000.00		1.00

Job K211528 US TREASURY- NTUA ELECTRICITY

Thru Date 9/19/2024

Project

Cost Code	Cost Type	Description	L P M DE C UM	Original Budget Amt	Revised Budget Amt	Actual Amount	Open Commit Amount	Budget Balance	% Revised Spent	% Revised Remaining
	1000	Revenues	3 T	28,982,874.00-	28,982,874.00-	14,491,437.00-		14,491,437.00-	.50	.50
	2000	Expenses	3 T	28,982,874.00	28,982,874.00	14,491,437.00	14,491,437.00		1.00	
K211528		US TREASURY- NTUA ELECTRICITY T					14,491,437.00	14,491,437.00-		

Job K211529 US TREASURY- NTUA WASTE WATER

Thru Date 9/19/2024

Project

K211529

Cost Code	Cost Type	Description	L P M DE C UM	Original Budget Amt	Revised Budget Amt	Actual Amount	Open Commit Amount	Budget Balance	% Revised Spent	% Revised Remaining
	1000	Revenues	3 T	3,200,004.00-	3,200,004.00-	1,600,015.00-		1,599,989.00-	.50	.50
	2000	Expenses	3 T	3,200,004.00	3,200,004.00	1,600,015.00	1,600,002.00	13.00-	1.00	
K211529		US TREASURY- NTUA WASTE WATER					1,600,002.00	1,600,002.00-		

Job K211530 US TREASURY- NTUA SEPTIC SYS

Thru Date 9/19/2024

Project

Cost Code	Cost Type	Description	L P M DE C UM	Original Budget Amt	Revised Budget Amt	Actual Amount	Open Commit Amount	Budget Balance	% Revised Spent	% Revised Remaining
	1000	Revenues	3 T	11,105,636.00-	11,105,636.00-	5,552,818.14-		5,552,817.86-	.50	.50
	2000	Expenses	3 T	11,105,636.00	11,105,636.00	5,552,818.14	5,552,817.86		1.00	
K211530		US TREASURY- NTUA SEPTIC SYS	T				5,552,817.86	5,552,817.86-		

Job K211531 US TREASURY- NTUA WATER DISTR

Thru Date 9/19/2024

Project

Cost Code	Cost Type	Description	L P M DE C UM	Original Budget Amt	Revised Budget Amt	Actual Amount	Open Commit Amount	Budget Balance	% Revised Spent	% Revised Remaining
1000	Revenues		3 T	2,898,372.00-	2,898,372.00-	2,898,372.00-			1.00	
2000	Expenses		3 T	2,898,372.00	2,898,372.00	2,898,372.00			1.00	

Job K211532 US TREASURY- NTUA DRINKING WAT

Thru Date 9/19/2024

Project

Cost Code	Cost Type	Description	L P M DE C UM	Original Budget Amt	Revised Budget Amt	Actual Amount	Open Commit Amount	Budget Balance	% Revised Spent	% Revised Remaining
1000	Revenues		3 T	755,486.00-	755,486.00-	755,486.00-			1.00	
2000	Expenses		3 T	755,486.00	755,486.00	755,486.00			1.00	

Job K211533 US TREASURY- NTUA CISTERN SYS

Thru Date 9/19/2024

Project

Cost Code	Cost Type	Description	L P M DE C UM	Original Budget Amt	Revised Budget Amt	Actual Amount	Open Commit Amount	Budget Balance	% Revised Spent	% Revised Remaining
	1000	Revenues	3 T	3,701,879.00-	3,701,879.00-	1,850,939.33-		1,850,939.67-	.50	.50
	2000	Expenses	3 T	3,701,879.00	3,701,879.00	1,850,939.33	1,850,939.67		1.00	
K211533		US TREASURY- NTUA CISTERN SYS	T				1,850,939.67	1,850,939.67-		

Job K211534 US TREASURY- NTUA BB LAST MILE

Thru Date 9/19/2024

Project

Cost Code	Cost Type	Description	L P M DE CUM	Original Budget Amt	Revised Budget Amt	Actual Amount	Open Commit Amount	Budget Balance	% Revised Spent	% Revised Remaining
	1000	Revenues	3 T	5,370,432.00-	5,370,432.00-	2,685,216.00-		2,685,216.00-	.50	.50
	2000	Expenses	3 T	5,370,432.00	5,370,432.00	2,685,216.00	2,685,216.00		1.00	
K211534		US TREASURY- NTUA BB LAST MILE					2,685,216.00	2,685,216.00-		

Job K211535 US TREASURY- NTUA BB OTHR PROJ

Thru Date 9/19/2024

Project

Cost Code	Cost Type	Description	L P M DE C UM	Original Budget Amt	Revised Budget Amt	Actual Amount	Open Commit Amount	Budget Balance	% Revised Spent	% Revised Remaining
	1000	Revenues	3 T	9,679,381.00-	9,679,381.00-	4,839,690.43-		4,839,690.57-	.50	.50
	2000	Expenses	3 T	9,679,381.00	9,679,381.00	4,839,690.43	4,839,690.57		1.00	
K211535		US TREASURY- NTUA BB OTHR PROJ					4,839,690.57	4,839,690.57-		

Job K211537 US TREASURY- COVID-19 DALTCS

Thru Date 9/19/2024

Project

Cost Code	Cost Type	Description	L P M DE C UM	Original Budget Amt	Revised Budget Amt	Actual Amount	Open Commit Amount	Budget Balance	% Revised Spent	% Revised Remaining
1000	Revenues		3 T	2,330,205.00-	2,330,205.00-	77,619.46-		2,252,585.54-	.03	.97
2000	Expenses		3 T	2,330,205.00	2,330,205.00	77,619.46		2,252,585.54	.03	.97

Job K211538 US TREASURY-COVID-19 MOBILE UN

Thru Date 9/19/2024

Project

Cost Code	Cost Type	Description	L P M DE C UM	Original Budget Amt	Revised Budget Amt	Actual Amount	Open Commit Amount	Budget Balance	% Revised Spent	% Revised Remaining
1000	Revenues		3 T	953,380.00-	953,380.00-	914,024.20-		39,355.80-	.96	.04
2000	Expenses		3 T	953,380.00	953,380.00	914,024.20		39,355.80	.96	.04

Job K211539 US TREASURY- COVID-19 TESTING

Thru Date 9/19/2024

Project

Cost Code	Cost Type	Description	L P M DE CUM	Original Budget Amt	Revised Budget Amt	Actual Amount	Open Commit Amount	Budget Balance	% Revised Spent	% Revised Remaining
1000	Revenues		3 T	3,451,186.00-	3,451,186.00-			3,451,186.00-		1.00
2000	Expenses		3 T	3,451,186.00	3,451,186.00			3,451,186.00		1.00

Job K211542 US TREASURY- DWR WATER SOURCES

Thru Date 9/19/2024

Project

Cost Code	Cost Type	Description	L P M DE C U M	Original Budget Amt	Revised Budget Amt	Actual Amount	Open Commit Amount	Budget Balance	% Revised Spent	% Revised Remaining
	1000	Revenues	3 T	4,193,774.54-	4,193,774.54-	50,000.00-		4,143,774.54-	.01	.99
	2000	Expenses	3 T	4,193,774.54	4,193,774.54	50,000.00	200,000.00	3,943,774.54	.06	.94
K211542		US TREASURY- DWR WATER SOURCES					200,000.00	200,000.00-		

Job K211543 US TREASURY-WATER TRANS & DIST

Thru Date 9/19/2024

Project

Cost Code	Cost Type	Description	L P M DE C UM	Original Budget Amt	Revised Budget Amt	Actual Amount	Open Commit Amount	Budget Balance	% Revised Spent	% Revised Remaining
	1000	Revenues	3 T	31,556,346.22-	31,556,346.22-	1,449,613.32-		30,106,732.90-	.05	.95
	2000	Expenses	3 T	31,556,346.22	31,556,346.22	5,019,352.32	21,792,202.09	4,744,791.81	.85	.15
K211543		US TREASURY-WATER TRANS & DIST				3,569,739.00	21,792,202.09	25,361,941.09-		

Job K211544 US TREASURY- WATER TREATMENT

Thru Date 9/19/2024

Project

Cost Code	Cost Type	Description	L P M DE C UM	Original Budget Amt	Revised Budget Amt	Actual Amount	Open Commit Amount	Budget Balance	% Revised Spent	% Revised Remaining
	1000	Revenues	3 T	405,000.00-	405,000.00-			405,000.00-		1.00
	2000	Expenses	3 T	405,000.00	405,000.00		405,000.00		1.00	
K211544		US TREASURY- WATER TREATMENT	T				405,000.00	405,000.00-		
		Total:	1 T			3,583,065.73	62,287,417.28	65,870,483.01-		

Job K211522 US TREASURY- HARDSHIP ASSIST

Thru Date 9/19/2024

Project

Cost Code	Cost Type	Description	L P M DE C UM	Original Budget Amt	Revised Budget Amt	Actual Amount	Open Commit Amount	Budget Balance	% Revised Spent	% Revised Remaining
	1000	Revenues	3 T	557,000,000.00-	557,000,000.00-	556,362,200.00-		637,800.00-	1.00	
	2000	Expenses	3 T	557,000,000.00	557,000,000.00	556,354,200.00		645,800.00	1.00	
K211522		US TREASURY- HARDSHIP ASSIST	2 T			8,000.00-		8,000.00		

Job K211546 US TREASURY- NAVAJO HOUSING

Thru Date 9/19/2024

Project

Cost Code	Cost Type	Description	L P M	Original Budget Amt	Revised Budget Amt	Actual Amount	Open Commit Amount	Budget Balance	% Revised Spent	% Revised Remaining
	1000	Revenues	3 T	50,000,000.00-	50,000,000.00-	6,283,409.00-		43,716,591.00-	.13	.87
	2000	Expenses	3 T	50,000,000.00	50,000,000.00	6,283,409.00	8,932,396.00	34,784,195.00	.30	.70
K211546		US TREASURY- NAVAJO HOUSING	2 T				8,932,396.00	8,932,396.00-		

Job K211547 US TREASURY- HARDSHIP ASSIST 2

Thru Date 9/19/2024

Project

Cost Code	Cost Type	Description	L P M DE C UM	Original Budget Amt	Revised Budget Amt	Actual Amount	Open Commit Amount	Budget Balance	% Revised Spent	% Revised Remaining
1000	Revenues		3 T	120,000,000.00-	120,000,000.00-	1,244,400.00-		118,755,600.00-	.01	.99
2000	Expenses		3 T	120,000,000.00	120,000,000.00	1,244,400.00		118,755,600.00	.01	.99

Job K211548 US TREASURY - CYBERSECURITY 2

Thru Date 9/19/2024

Project

Cost Code	Cost Type	Description	L P M DE C UM	Original Budget Amt	Revised Budget Amt	Actual Amount	Open Commit Amount	Budget Balance	% Revised Spent	% Revised Remaining
	1000	Revenues	3 T	5,000,000.00-	5,000,000.00-	3,439,547.61-		1,560,452.39-	.69	.31
	2000	Expenses	3 T	5,000,000.00	5,000,000.00	3,439,547.61	1,560,050.38	402.01	1.00	
K211548		US TREASURY - CYBERSECURITY 2	T				1,560,050.38	1,560,050.38-		

Job K211549 US TREASURY- BB MIDDLE MILE

Thru Date 9/19/2024

Project

Cost Code	Cost Type	Description	L P M DE C UM	Original Budget Amt	Revised Budget Amt	Actual Amount	Open Commit Amount	Budget Balance	% Revised Spent	% Revised Remaining
	1000	Revenues	3 T	60,000,000.00-	60,000,000.00-	5,006,339.28-		54,993,660.72-	.08	.92
	2000	Expenses	3 T	60,000,000.00	60,000,000.00	5,180,119.45	5,775,026.95	49,044,853.60	.18	.82
K211549		US TREASURY- BB MIDDLE MILE	2 T			173,780.17	5,775,026.95	5,948,807.12-		

Job K211550 US TREASURY- BB LAST MILE 2

Thru Date 9/19/2024

Project

Cost Code	Cost Type	Description	L P M	Original Budget Amt	Revised Budget Amt	Actual Amount	Open Commit Amount	Budget Balance	% Revised Spent	% Revised Remaining
	1000	Revenues	3 T	40,000,000.00-	40,000,000.00-	19,534,673.79-		20,465,326.21-	.49	.51
	2000	Expenses	3 T	40,000,000.00	40,000,000.00	19,795,401.99	11,360,465.32	8,844,132.69	.78	.22
K211550		US TREASURY- BB LAST MILE 2	2 T			260,728.20	11,360,465.32	11,621,193.52-		

Job K211551 US TREASURY- WASTEWATER: CENTR

Thru Date 9/19/2024

Project

Cost Code	Cost Type	Description	L P M DE CUM	Original Budget Amt	Revised Budget Amt	Actual Amount	Open Commit Amount	Budget Balance	% Revised Spent	% Revised Remaining
	1000	Revenues	3 T	33,675,338.00-	33,675,338.00-	16,837,669.00-		16,837,669.00-	.50	.50
	2000	Expenses	3 T	33,675,338.00	33,675,338.00	16,837,669.00	16,837,669.00		1.00	
K211551		US TREASURY- WASTEWATER: CENTR					16,837,669.00	16,837,669.00-		

Job K211552 US TREASURY- WASTEWATER: C&C

Thru Date 9/19/2024

Project

Cost Code	Cost Type	Description	L P M DE C UM	Original Budget Amt	Revised Budget Amt	Actual Amount	Open Commit Amount	Budget Balance	% Revised Spent	% Revised Remaining
1000	Revenues		3 T	6,008,874.00-	6,008,874.00-			6,008,874.00-		1.00
2000	Expenses		3 T	6,008,874.00	6,008,874.00			6,008,874.00		1.00

Job K211553 US TREASURY- HOUSING MANUFACTU

Thru Date 9/19/2024

Project

K211553

Cost Code	Cost Type	Description	L P M DE C U M	Original Budget Amt	Revised Budget Amt	Actual Amount	Open Commit Amount	Budget Balance	% Revised Spent	% Revised Remaining
	1000	Revenues	3 T	30,000,000.00-	30,000,000.00-	3,000,000.00-		27,000,000.00-	.10	.90
	2000	Expenses	3 T	30,000,000.00	30,000,000.00	3,000,000.00	39,000,000.00	12,000,000.00-	1.40	.40-
K211553		US TREASURY- HOUSING MANUFACTU					39,000,000.00	39,000,000.00-		

Job K211554 US TREASURY-DBMHS DETOX & RES.

Thru Date 9/19/2024

Project

Cost Code	Cost Type	Description	L P M DE C UM	Original Budget Amt	Revised Budget Amt	Actual Amount	Open Commit Amount	Budget Balance	% Revised Spent	% Revised Remaining
1000	Revenues		3 T	15,243,750.00-	15,243,750.00-			15,243,750.00-		1.00
2000	Expenses		3 T	15,243,750.00	15,243,750.00			15,243,750.00		1.00

Job K211555 US TREASURY-DBMHS TRANSITIONAL

Thru Date 9/19/2024

Project

Cost Code	Cost Type	Description	L P M DE CUM	Original Budget Amt	Revised Budget Amt	Actual Amount	Open Commit Amount	Budget Balance	% Revised Spent	% Revised Remaining
1000	Revenues		3 T	4,000,000.00-	4,000,000.00-			4,000,000.00-		1.00
2000	Expenses		3 T	4,000,000.00	4,000,000.00			4,000,000.00		1.00

Job K211559 US TREASURY-DRINKING WATER: CS

Thru Date 9/19/2024

Project

Cost Code	Cost Type	Description	L P M DE CUM	Original Budget Amt	Revised Budget Amt	Actual Amount	Open Commit Amount	Budget Balance	% Revised Spent	% Revised Remaining
	1000	Revenues	3 T	84,000,000.00-	84,000,000.00-	42,000,000.00-		42,000,000.00-	.50	.50
	2000	Expenses	3 T	84,000,000.00	84,000,000.00	42,000,000.00	42,000,000.00		1.00	
K211559		US TREASURY-DRINKING WATER2 CST					42,000,000.00	42,000,000.00-		

Job K211560 US TREASURY-DRINKING WATER D&T

Thru Date 9/19/2024

Project

Cost Code	Cost Type	Description	L P M DE CUM	Original Budget Amt	Revised Budget Amt	Actual Amount	Open Commit Amount	Budget Balance	% Revised Spent	% Revised Remaining
	1000	Revenues	3 T	10,030,000.00-	10,030,000.00-	5,015,000.00-		5,015,000.00-	.50	.50
	2000	Expenses	3 T	10,030,000.00	10,030,000.00	5,015,000.00	5,015,000.00		1.00	
K211560		US TREASURY-DRINKING WATER D&T					5,015,000.00	5,015,000.00-		

Job K211561 US TREASURY-DRINKING WATER T&D

Thru Date 9/19/2024

Project

Cost Code	Cost Type	Description	L P M DE C U M	Original Budget Amt	Revised Budget Amt	Actual Amount	Open Commit Amount	Budget Balance	% Revised Spent	% Revised Remaining
	1000	Revenues	3 T	51,085,788.00-	51,085,788.00-	10,721,629.95-		40,364,158.05-	.21	.79
	2000	Expenses	3 T	51,085,788.00	51,085,788.00	11,330,596.61	19,076,307.77	20,678,883.62	.60	.40
K211561		US TREASURY-DRINKING WATER T&D				608,966.66	19,076,307.77	19,685,274.43-		

Job K211562 US TREASURY-DRINKING WATER STO

Thru Date 9/19/2024

Project

Cost Code	Cost Type	Description	L P M DE C UM	Original Budget Amt	Revised Budget Amt	Actual Amount	Open Commit Amount	Budget Balance	% Revised Spent	% Revised Remaining
	1000	Revenues	3 T	1,000,000.00-	1,000,000.00-	649,631.12-		350,368.88-	.65	.35
	2000	Expenses	3 T	1,000,000.00	1,000,000.00	649,631.12	255,339.73	95,029.15	.90	.10
K211562		US TREASURY-DRINKING WATER STO					255,339.73	255,339.73-		

Job K211563 US TREASURY- HOUSING SUPPORT

Thru Date 9/19/2024

Project

Cost Code	Cost Type	Description	L P M DE C UM	Original Budget Amt	Revised Budget Amt	Actual Amount	Open Commit Amount	Budget Balance	% Revised Spent	% Revised Remaining
	1000	Revenues	3 T	96,400,000.00-	96,400,000.00-	48,200,000.00-		48,200,000.00-	.50	.50
	2000	Expenses	3 T	96,400,000.00	96,400,000.00	48,200,000.00	48,200,000.00		1.00	
K211563		US TREASURY- HOUSING SUPPORT	T				48,200,000.00	48,200,000.00-		

Job K211564 US TREASURY- NEW HOUSING: CHID

Thru Date 9/19/2024

Project

Cost Code	Cost Type	Description	L P M DE C UM	Original Budget Amt	Revised Budget Amt	Actual Amount	Open Commit Amount	Budget Balance	% Revised Spent	% Revised Remaining
	1000	Revenues	3 T	50,000,000.00-	50,000,000.00-			50,000,000.00-		1.00
	2000	Expenses	3 T	50,000,000.00	50,000,000.00		49,999,995.00	5.00	1.00	
K211564		US TREASURY- NEW HOUSING: CHIDT					49,999,995.00	49,999,995.00-		

Job K211565 US TREASURY-BATHROOM ADDITIONS

Thru Date 9/19/2024

Project

Cost Code	Cost Type	Description	L P M DE C UM	Original Budget Amt	Revised Budget Amt	Actual Amount	Open Commit Amount	Budget Balance	% Revised Spent	% Revised Remaining
	1000	Revenues	3 T	150,000,000.00-	150,000,000.00-	5,653,721.28-		144,346,278.72-	.04	.96
	2000	Expenses	3 T	150,000,000.00	150,000,000.00	5,653,721.28	44,346,278.72	100,000,000.00	.33	.67
K211565		US TREASURY-BATHROOM ADDITIONS					44,346,278.72	44,346,278.72-		

Job K211566 US TREASURY-DRINKING WATER SOU

Thru Date 9/19/2024

Project

Cost Code	Cost Type	Description	L P M DE CUM	Original Budget Amt	Revised Budget Amt	Actual Amount	Open Commit Amount	Budget Balance	% Revised Spent	% Revised Remaining
	1000	Revenues	3 T	29,200,000.00-	29,200,000.00-	13,914,509.33-		15,285,490.67-	.48	.52
	2000	Expenses	3 T	29,200,000.00	29,200,000.00	13,914,509.33	13,635,490.67	1,650,000.00	.94	.06
K211566		US TREASURY-DRINKING WATER SOU					13,635,490.67	13,635,490.67-		

Job K211592 US TREASURY- DPS RURAL ADDRESS

Thru Date 9/19/2024

Project

Cost Code	Cost Type	Description	L P M DE C UM	Original Budget Amt	Revised Budget Amt	Actual Amount	Open Commit Amount	Budget Balance	% Revised Spent	% Revised Remaining
	1000	Revenues	3 T	35,000,000.00-	35,000,000.00-	1,539,668.49-		33,460,331.51-	.04	.96
	2000	Expenses	3 T	35,000,000.00	35,000,000.00	1,822,008.14	26,033,592.54	7,144,399.32	.80	.20
K211592		US TREASURY- DPS RURAL ADDRESS				282,339.65	26,033,592.54	26,315,932.19-		

Job K2115134 US TREASURY - BB CASH MATCH

Thru Date 9/19/2024

Project

Cost Code	Cost Type	Description	L P M DE C U M	Original Budget Amt	Revised Budget Amt	Actual Amount	Open Commit Amount	Budget Balance	% Revised Spent	% Revised Remaining
-----------	-----------	-------------	-------------------	------------------------	-----------------------	------------------	-----------------------	-------------------	--------------------	------------------------

Job K2115137 US TREASURY - NAVAJO-HOPI LAND

Thru Date 9/19/2024

Project

Cost Code	Cost Type	Description	L P M DE C UM	Original Budget Amt	Revised Budget Amt	Actual Amount	Open Commit Amount	Budget Balance	% Revised Spent	% Revised Remaining
1000	Revenues		3 T	15,550,000.00-	15,550,000.00-	309,996.00-		15,240,004.00-	.02	.98
2000	Expenses		3 T	15,550,000.00	15,550,000.00	309,996.00		15,240,004.00	.02	.98
	Total:		1 T			1,317,814.68	332,027,612.08	333,345,426.76-		

Attachment 5

NN OMB Memo

RRR - New GF BU's Assigned to Chapter Projects

dated Aug. 29. 19, 2024



The Navajo Nation **DR. BUU NYGREN** *PRESIDENT*
Yideeskáadi Nitsáhákees **RICHELLE MONTOYA** *VICE PRESIDENT*

MEMORANDUM

Date: August 29, 2024

To: President Buu Nygren & Vice President Richelle Montoya
Navajo Nation Office of the President & Vice President

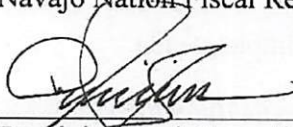
25th Navajo Nation Budget & Finance Committee

25th Navajo Nation Council

Sean McCabe, Controller
Office of the Controller

Arbin Mitchell, Division Director
Division of Community Development

Lisa Jymm, Executive Director
Navajo Nation Fiscal Recovery Fund Office

From: 
Dominic Beyer, Executive Director
Office of Management & Budget

Subject: RRR Project – New General Fund Business Units Assigned to Chapter Projects

The Navajo Nation Council Resolution CMY-28-24, reallocated the unexpended, unobligated ARPA (Fiscal Recovery Funds) to the Revenue Replacement Reserve/General Funds (RRR/GF) fund.

The individual parties from Division of Community Development (DCD), Navajo Nation Fiscal Recovery Fund Office (NNFRFO), Office of Controller (OOC) and Office of Management & Budget (OMB) held several discussions to expedite processing and to identify how to budget and maintain the projects. Section Five of the resolution CMY-28-24, establishes the RRR as a committed fund balance within the general fund.

This memo speaks to the 25th Navajo Nation Council Delegates Chapter Projects. The unobligated and unspent portions of Delegates Region Project Plans in the amount of \$150,075,413.

For the Delegate Chapter Projects, the individual offices identified the project amounts, which took some time and to properly identify the project description for FMIS. The following next step was for OMB to assign a N or C Account for General Funds, by way of the Automated Accounting Instruction (AAI) Forms and setup a new general fund business unit with the budget amounts. Upon OMB completion, the AAI Forms are sent over to OOC for final activation of the new business units # in FMIS.

The implementation portion will be done thru Division of Community Development, they will start working with the 110 chapters and Council Delegates.

In the last five working days, OMB has setup 384 new business unit numbers totaling the amount of \$149,681,153.21. OOC will soon complete the budget activation.

Attached herto is the official listing that identifies the new General Fund Business Unit assigned to Chapter Projects and the budgeted amount that was entered into the FMIS.

- a. Column 1 – Shows the former K Account Number
- b. Column 2 – Identifies the Navajo Nation Chapter Project
- c. Column 3 – The budgeted amounts
- d. Column 4 – Navajo Nation Council Delegate
- e. Column 5 – New General Funds Business Unit Number

Note: EASF (Expenditure Authorization Signature Form) will need to be completed for each New General Funds Business Unit Number and submitted to OOC.

Later, other Sections Five of the resolution will be further implemented

Please contact Office of Management & Budget at extension 6470/6570, if there are any questions.

Thank you



OFFICE OF MANAGEMENT AND BUDGET

POST OFFICE BOX 646 | WINDOW ROCK, AZ 86515 | PHONE: (928) 871-6570 | FAX: (928) 871- 6567

**RESOLUTION CMY-28-24
CHAPTER PROJECTS
BUSINESS UNIT LISTING**

FORMER K NUMBER	NN CHAPTER PROJECT	DOLLAR AMOUNT	COUNCIL DELEGATE	GEN FUND BUSINESS UNIT NO.
K2115110	NAZLINI LEACH FIELD	\$ 120,000.00	CRYSTALYNE CURLEY	N01574
K2115117	NAZLINI WATER CONSERVATION	\$ 590,468.00	CRYSTALYNE CURLEY	N01575
K2115118	TACHEE/BLUE GAP CELL TOWER	\$ 750,000.00	CRYSTALYNE CURLEY	N01576
K2115119	TACHEE/BLUE GAP WAREHOUSE	\$ 450,000.00	CRYSTALYNE CURLEY	N01577
K2115120	TACHEE/BLUE GAP BATHROOM ADD	\$ 294,265.00	CRYSTALYNE CURLEY	N01578
K2115281	LOW MOUNTAIN HIRE HOME RENOVA	\$ 122,191.30	CRYSTALYNE CURLEY	N01579
K2115282	LOW MOUNTAIN NH CONSTRUCTION	\$ 420,000.00	CRYSTALYNE CURLEY	N01580
K2115283	TACHEE/BLUE GAP ADMIN BUILDING	\$ 266,203.00	CRYSTALYNE CURLEY	N01581
K2115284	LOW MOUNTAIN HOME RENOVATION	\$ 92,067.70	CRYSTALYNE CURLEY	N01582
K2115285	LOW MOUNTAIN SEPTIC SERVICES	\$ 67,200.00	CRYSTALYNE CURLEY	N01583
K2115286	LOW MOUNTAIN HEATING COOLING	\$ 30,000.00	CRYSTALYNE CURLEY	N01584
K2115287	MANY FARMS HOUSING ASSISTANCE	\$ 360,468.00	CRYSTALYNE CURLEY	N01585
K2115288	TSELANI/COTTONWOOD CELL PRJCT	\$ 1,125,000.00	CRYSTALYNE CURLEY	N01586
K2115289	TSELANI/COTTONWOOD WAREHOUSE	\$ 635,468.00	CRYSTALYNE CURLEY	N01587
K211567	MANY FARMS HOUSING BATHROOM	\$ 400,000.00	CRYSTALYNE CURLEY	N01588
K211568	MANY FARMS RUAL ADDRESSING	\$ 77,510.00	CRYSTALYNE CURLEY	N01589
K211569	MANY FARMS HVAC SYSTEMS	\$ 150,000.00	CRYSTALYNE CURLEY	N01590
K211570	MANY FARMS BROADBAND/CELLULAR	\$ 750,000.00	CRYSTALYNE CURLEY	N01591
K211571	LOW MOUNTAIN BATHROOM PROJECT	\$ 81,000.00	CRYSTALYNE CURLEY	N01592
K211572	LOW MOUNTAIN CELL TOWER PRJCT	\$ 700,000.00	CRYSTALYNE CURLEY	N01593
K211573	LOW MOUNTAIN WATERLINE PROJECT	\$ 48,000.00	CRYSTALYNE CURLEY	N01594
K211574	LOW MOUNTAIN DRAINAGE PROJECT	\$ 140,000.00	CRYSTALYNE CURLEY	N01595
K211575	LOW MOUNTAIN ELECTRIC/POWERLIN	\$ 60,000.00	CRYSTALYNE CURLEY	N01596
K2115441	RAMAH NAVAJO WATER WELL	\$ 2,934,113.00	NORMAN BEGAY	N01597
K2115442	ALAMO WATER SYSTEM	\$ 3,048,166.00	NORMAN BEGAY	N01598

**RESOLUTION CMY-28-24
CHAPTER PROJECTS
BUSINESS UNIT LISTING**

FORMER K NUMBER	NN CHAPTER PROJECT	DOLLAR AMOUNT	COUNCIL DELEGATE	GEN FUND BUSINESS UNIT NO.
K2115500	TOHAJILEE WATER DEVELOPMENT	\$ 320,061.00	NORMAN BEGAY	N01599
K2115267	SANOSTEE MOTOR GRADER	\$ 450,000.00	AMBER CROTTY	N01600
K2115397	RED VALLEY WAREHOUSE	\$ 1,176,000.00	AMBER CROTTY	N01601
K2115398	BECLABITO HOME REPAIR PROJECT	\$ 1,122,868.00	AMBER CROTTY	N01602
K2115400	TOOH HALTSOOI HOME RENOVATION	\$ 883,140.00	AMBER CROTTY	N01603
K2115401	TODALENA/TWOGREYHILLS JD MOTOR	\$ 375,000.00	AMBER CROTTY	N01604
K2115402	TODALENA/TWOGREYHILLS BULLDOZE	\$ 500,000.00	AMBER CROTTY	N01605
K2115403	TODALENA/TWOGREYHILLS BATHROOM	\$ 800,000.00	AMBER CROTTY	N01606
K2115494	SHEEP SPRINGS BTHRM ADDITION	\$ 100,000.00	AMBER CROTTY	N01607
K2115495	GADII'AH/TO'KOI HEAVY EQPMNT	\$ 160,000.00	AMBER CROTTY	N01608
K2115496	GADII'AH/TO'KOI HOME RENOVATI	\$ 750,000.00	AMBER CROTTY	N01609
K2115532	SANOSTEE HELIPAD	\$ 200,000.00	AMBER CROTTY	N01610
K2115533	SANOSTEE BULLDOZER	\$ 486,010.00	AMBER CROTTY	N01611
K211593	COVE TIRE SHOP	\$ 100,000.00	AMBER CROTTY	N01612
K211594	COVE LAUNDROMAT & LAGOON	\$ 1,159,879.00	AMBER CROTTY	N01613
K2115190	CHILCHINBETO CONVENIENCE STORE	\$ 1,150,000.00	SHAANDIIN PARRISH	N01614
K2115191	DENNEHOTSO WAREHOUSE	\$ 1,267,000.00	SHAANDIIN PARRISH	N01615
K2115192	KAYENTA 3-BAY WAREHOUSE	\$ 1,267,200.00	SHAANDIIN PARRISH	N01616
K2115194	DENNEHOTSO BATHROOM ADDITIONS	\$ 384,000.00	SHAANDIIN PARRISH	N01617
K2115253	CHILCHINBETO SEPTIC CLEANING	\$ 125,345.00	SHAANDIIN PARRISH	N01618
K2115254	CHILCHINBETO F350	\$ 80,000.00	SHAANDIIN PARRISH	N01619
K2115255	CHILCHINBETO RENOVATION	\$ 50,000.00	SHAANDIIN PARRISH	N01620
K2115256	CHILCHINBETO 3500	\$ 180,000.00	SHAANDIIN PARRISH	N01621
K2115257	KAYENTA BACKHOE	\$ 206,055.38	SHAANDIIN PARRISH	N01622
K2115258	CHILCHINBETO CONTRATOR G&O	\$ 500,000.00	SHAANDIIN PARRISH	N01623

**RESOLUTION CMY-28-24
CHAPTER PROJECTS
BUSINESS UNIT LISTING**

FORMER K NUMBER	NN CHAPTER PROJECT	DOLLAR AMOUNT	COUNCIL DELEGATE	GEN FUND BUSINESS UNIT NO.
K2115259	CHILCHINBETO HOMES	\$ 300,000.00	SHAANDIIN PARRISH	N01624
K2115260	CHILCHINBETO FLATBED TRAILER	\$ 20,000.00	SHAANDIIN PARRISH	N01625
K2115335	ROCK SPRINGS E911 RURAL ADDRES	\$ 200,000.00	LESTER YAZZIE	N01626
K2115336	ROCK SPRINGS HOUSING MATERIALS	\$ 600,000.00	LESTER YAZZIE	N01627
K2115337	ROCK SPRINGS WAREHOUSE ADDITIO	\$ 800,000.00	LESTER YAZZIE	N01628
K2115338	TSAYATOH RUAL ADDRESSING	\$ 200,000.00	LESTER YAZZIE	N01629
K2115339	TSAYATOH WAREHOUSE	\$ 800,000.00	LESTER YAZZIE	N01630
K2115340	TSAYATOH CONVICIENCE CENTER	\$ 400,000.00	LESTER YAZZIE	N01631
K2115341	MANUELITIO SCATTERED HOME	\$ 200,000.00	LESTER YAZZIE	N01632
K2115342	MANUELITO SEPTIC TANK CLEANOUT	\$ 100,000.00	LESTER YAZZIE	N01633
K2115343	MANUELITO RURAL ADDRESSING E91	\$ 284,840.00	LESTER YAZZIE	N01634
K2115344	MANUELITO NEW WAREHOUSE BLDG	\$ 900,000.00	LESTER YAZZIE	N01635
K2115345	MANUELITO ELECTRICAL WIRING	\$ 207,500.00	LESTER YAZZIE	N01636
K2115346	CHICHILTAH POWERLINE EXTENSION	\$ 100,000.00	LESTER YAZZIE	N01637
K2115347	CHICHILTAH NEW WAREHOUSE	\$ 900,000.00	LESTER YAZZIE	N01638
K2115348	CHICHILTAH NEW HOUSEWIRING	\$ 100,000.00	LESTER YAZZIE	N01639
K2115349	CHICHILTAH RURAL ADDRESSING	\$ 100,000.00	LESTER YAZZIE	N01640
K2115350	BAAHAALI WATER WELL IMPROVE	\$ 250,000.00	LESTER YAZZIE	N01641
K2115351	BAAHAALI NEW WAREHOUSE	\$ 800,000.00	LESTER YAZZIE	N01642
K2115352	BAAHAALI RURAL ADDRESSING	\$ 200,000.00	LESTER YAZZIE	N01643
K2115353	RED ROCK WAREHOUSE PROJECT	\$ 800,000.00	LESTER YAZZIE	N01644
K2115354	RED ROCK RURAL ADDRESSING	\$ 100,000.00	LESTER YAZZIE	N01645
K2115355	RED ROCK HOUSEWIRING	\$ 300,000.00	LESTER YAZZIE	N01646
K2115356	RED ROCK WATERLINE PROJECT	\$ 460,000.00	LESTER YAZZIE	N01647
K2115174	COPPERMINE CHAPTER CEMENTARY	\$ 120,000.00	HELENA NEZ BEGAY	N01648

**RESOLUTION CMY-28-24
CHAPTER PROJECTS
BUSINESS UNIT LISTING**

FORMER K NUMBER	NN CHAPTER PROJECT	DOLLAR AMOUNT	COUNCIL DELEGATE	GEN FUND BUSINESS UNIT NO.
K2115175	COPPERMINE TRUCK/TRAILER	\$ 160,000.00	HELENA NEZ BEGAY	N01649
K2115176	COPPERMINE CHAPTER PPE	\$ 44,468.00	HELENA NEZ BEGAY	N01650
K2115177	COPPERMINE ECONOMIC IMPA ASSTN	\$ 36,000.00	HELENA NEZ BEGAY	N01651
K2115178	COPPERMINE PPE WAREHOUSE	\$ 1,400,000.00	HELENA NEZ BEGAY	N01652
K2115179	KAIBETO GOOSENECK TRAILER	\$ 45,000.00	HELENA NEZ BEGAY	N01653
K2115180	KAIBETO WAREHOUSE UPGRADE	\$ 426,494.00	HELENA NEZ BEGAY	N01654
K2115182	KAIBETO VEHICLE PURCHASE	\$ 80,000.00	HELENA NEZ BEGAY	N01655
K2115210	KAIBETO CHAPTER RENOVATION	\$ 100,000.00	HELENA NEZ BEGAY	N01656
K2115211	KAIBETO NEW HSG CONSTRUCTION	\$ 630,000.00	HELENA NEZ BEGAY	N01657
K2115212	TONALEA CHAPTER HSG SUPPORT	\$ 1,760,468.00	HELENA NEZ BEGAY	N01658
K2115476	KAIBETO CHAPTER HSG SUPPORT	\$ 478,974.50	HELENA NEZ BEGAY	N01659
K2115536	BODAWAY GAP SEPTIC CLEANING	\$ 16,967.50	HELENA NEZ BEGAY	N01660
K2115100	CORNFIELDS PPE/FOOD	\$ 150,000.00	VINCE JAMES	N01661
K2115102	CORNFIELDS PHASE IV	\$ 225,000.00	VINCE JAMES	N01662
K2115103	CORNFIELDS SEPTIC	\$ 95,000.00	VINCE JAMES	N01663
K2115104	CORNFIELDS CEMETARY	\$ 75,000.00	VINCE JAMES	N01664
K2115107	KINDAHLICHIL RENOVATION	\$ 498,000.00	VINCE JAMES	N01665
K2115108	KINDAHLICHIL BATHROOM ADDITION	\$ 682,000.00	VINCE JAMES	N01666
K2115132	STEAMBOAT WAREHOUSE	\$ 220,000.00	VINCE JAMES	N01667
K2115133	STEAMBOAT WATERLINE	\$ 1,480,000.00	VINCE JAMES	N01668
K2115170	KINDAHLICHII WAREHOUSE	\$ 100,000.00	VINCE JAMES	N01669
K2115171	KINDAHLICHII SEPTIC & SEWER	\$ 420,000.00	VINCE JAMES	N01670
K2115466	CORNFIELDS SCHOLARSHIP ASST.	\$ 151,872.00	VINCE JAMES	N01671
K211595	JEDITO HOUSE WIRING	\$ 350,000.00	VINCE JAMES	N01672
K211596	JEDITO BEDROOM ADDITION	\$ 400,000.00	VINCE JAMES	N01673

**RESOLUTION CMY-28-24
CHAPTER PROJECTS
BUSINESS UNIT LISTING**

FORMER K NUMBER	NN CHAPTER PROJECT	DOLLAR AMOUNT	COUNCIL DELEGATE	GEN FUND BUSINESS UNIT NO.
K211597	JEDDITO CHAPTER RENOVATION	\$ 260,000.00	VINCE JAMES	N01674
K211598	JEDDITO CEMETARY	\$ 185,000.00	VINCE JAMES	N01675
K211599	JEDDITO HOUSING RENOVATION	\$ 595,000.00	VINCE JAMES	N01676
K2115122	SAWMILL BATHROOM ADDITIONS	\$ 500,000.00	ANDY NEZ	N01677
K2115139	SAWMILL EQUIPMENT MOTOR GRADER	\$ 300,000.00	ANDY NEZ	N01678
K2115140	SAWMILL CHAPTER CISTERN SYSTEM	\$ 500,000.00	ANDY NEZ	N01679
K2115141	SAWMILL RURAL ADDRESSING SYSTE	\$ 233,662.00	ANDY NEZ	N01680
K2115270	CRYSTAL 20' GOOSENECK TRAILER	\$ 1,916.60	ANDY NEZ	N01681
K2115271	FORT DEFIANCE WAREHOUSE	\$ 1,070,301.00	ANDY NEZ	N01682
K2115272	FORT DEFIANCE WATERLINE EXTENS	\$ 200,000.00	ANDY NEZ	N01683
K2115273	RED LAKE NAVAJO HOUSE COMPLEX	\$ 1,187,699.00	ANDY NEZ	N01684
K2115274	RED LAKE SEPTIC TANKS & WATERL	\$ 617,000.00	ANDY NEZ	N01685
K2115275	SAWMILL PURCHASE MOTOR GRADER	\$ 200,000.00	ANDY NEZ	N01686
K2115276	CRYSTAL RURAL ADDRESSING	\$ 155,000.00	ANDY NEZ	N01687
K2115438	REDLAKE UTILITY INFRASTRUCTURE	\$ 150,000.00	ANDY NEZ	N01688
K2115439	NAVAJO TOWNSITE COMMUNITY DEV.	\$ 300,000.00	ANDY NEZ	N01689
K2115440	CRYSTAL SOLAR LIGHT LAMP POSTS	\$ 40,000.00	ANDY NEZ	N01690
K2115470	CRYSTAL FIRE SUPPRESSION	\$ 800,000.00	ANDY NEZ	N01691
K2115471	CRYSTAL 3/4 TON 4X4 TRUCK	\$ 76,000.00	ANDY NEZ	N01692
K2115472	CRYSTAL JOHN DEER GRADER	\$ 375,000.00	ANDY NEZ	N01693
K2115473	CRYSTAL MULTI PURPOSE BLDG MAI	\$ 216,000.00	ANDY NEZ	N01694
K2115474	FORT DEFIANCE BATHROOM ADDITIO	\$ 500,000.00	ANDY NEZ	N01695
K2115475	ELEVATE NAVAJO YOUTH	\$ 63,631.00	ANDY NEZ	N01696
K211576	SANDSTONE HSG RENOVATION PROJE	\$ 750,311.00	ANDY NEZ	N01697
K2115198	PINON LEACH FIELD REPAIR	\$ 260,468.00	GERMAINE SIMONSON	N01698

**RESOLUTION CMY-28-24
CHAPTER PROJECTS
BUSINESS UNIT LISTING**

FORMER K NUMBER	NN CHAPTER PROJECT	DOLLAR AMOUNT	COUNCIL DELEGATE	GEN FUND BUSINESS UNIT NO.
K2115199	FOREST LAKE BATHROOM ADDITION	\$ 679,120.00	GERMAINE SIMONSON	N01699
K2115201	WHIPPOORWILL HOME RENOVATION P	\$ 160,439.00	GERMAINE SIMONSON	N01700
K2115202	WHIPPOORWILL SEPTIC SERVICE PR	\$ 78,750.00	GERMAINE SIMONSON	N01701
K2115204	WHIPPOORWILL NEW HOME WATERLIN	\$ 48,000.00	GERMAINE SIMONSON	N01702
K2115205	WHIPPOORWILL NEW HSE CONSTRUCT	\$ 722,753.47	GERMAINE SIMONSON	N01703
K2115483	BLACK MESA HOUSING PROJECT	\$ 1,760,468.00	GERMAINE SIMONSON	N01704
K2115484	HARDROCK SR CTR UPGRADE PROJEC	\$ 160,000.00	GERMAINE SIMONSON	N01705
K2115485	HARDROCK BATHROOM ADDITIONS	\$ 1,400,458.00	GERMAINE SIMONSON	N01706
K2115316	TORREON CHAPTER SEPTIC REPAIR	\$ 630,000.00	GEORGE TOLTH	N01707
K2115317	TORREON CHAPTER HOUSE WIRING	\$ 470,000.00	GEORGE TOLTH	N01708
K2115318	LITTLEWATER HOUSING ASSISTANCE	\$ 590,800.11	GEORGE TOLTH	N01709
K2115319	BACA/PREWITT WATER HEATER	\$ 10,000.00	GEORGE TOLTH	N01710
K2115320	BACA/PREWITT DUMP TRUCK	\$ 200,000.00	GEORGE TOLTH	N01711
K2115321	OJO ENCINO WASTEWATER	\$ 250,000.00	GEORGE TOLTH	N01712
K2115322	OJO ENCINO CHAPTER RENOVATION	\$ 326,253.00	GEORGE TOLTH	N01713
K2115323	OJO ENCINO CHAPTER SEPTIC	\$ 102,000.00	GEORGE TOLTH	N01714
K2115324	OJO ENCINO BATHROOM ADDITIONS	\$ 421,747.00	GEORGE TOLTH	N01715
K2115326	PUEBLO PINTADA PICKUP TRUCK	\$ 100,000.00	GEORGE TOLTH	N01716
K2115327	BACA PREWITT SEPTIC MAINTENANC	\$ 250,000.00	GEORGE TOLTH	N01717
K2115328	PUEBLO PINTADA GOOSENECK TRAIL	\$ 100,000.00	GEORGE TOLTH	N01718
K2115329	BACA/PREWITT HOME RENOVATION	\$ 150,000.00	GEORGE TOLTH	N01719
K2115404	PUEBLO PINTADO MOTOR GRADER	\$ 370,947.00	GEORGE TOLTH	N01720
K2115405	WHITEHORSE LAKE SEPTIC CLEANIN	\$ 19,000.00	GEORGE TOLTH	N01721
K2115406	CASAMERO LAKE SUPER DUTY TRUCK	\$ 75,000.00	GEORGE TOLTH	N01722
K2115407	CASAMERO LAKE PLUMBING IMPRVMT	\$ 40,000.00	GEORGE TOLTH	N01723

**RESOLUTION CMY-28-24
CHAPTER PROJECTS
BUSINESS UNIT LISTING**

FORMER K NUMBER	NN CHAPTER PROJECT	DOLLAR AMOUNT	COUNCIL DELEGATE	GEN FUND BUSINESS UNIT NO.
K2115408	CASAMERO LAKE STREET LIGHTS	\$ 10,000.00	GEORGE TOLTH	N01724
K2115443	BACA/PREWITT SM HOME PROJECT	\$ 300,000.00	GEORGE TOLTH	N01725
K2115444	CASAMERO LAKE BATHROOM ADDITIO	\$ 500,292.00	GEORGE TOLTH	N01726
K2115445	WHITEHORSE LAKE BATHRM PLUMBIN	\$ 90,000.00	GEORGE TOLTH	N01727
K2115446	CASAMERO LAKE SR CITIZEN BLDG	\$ 25,000.00	GEORGE TOLTH	N01728
K2115447	CASAMERO LAKE HOUSE WIRING	\$ 245,000.00	GEORGE TOLTH	N01729
K2115448	LITTLEWATER TEMPORARY EMPLOYMT	\$ 509,493.39	GEORGE TOLTH	N01730
K2115449	CASAMERO LAKE GOOSENECK TRAILR	\$ 125,000.00	GEORGE TOLTH	N01731
K2115520	WHITEHORSE LAKE POWERLINE EXTE	\$ 200,000.00	GEORGE TOLTH	N01732
K2115521	WHITEHORSE LAKE HOUSE WIRING	\$ 120,000.00	GEORGE TOLTH	N01733
K2115522	WHITEHORSE LAKE CEMETARY RENOV	\$ 101,000.00	GEORGE TOLTH	N01734
K2115523	WHITEHORSE LAKE RD 7004 ROW	\$ 100,000.00	GEORGE TOLTH	N01735
K2115524	WHITEHORSE LAKE 26 HOME RENOVA	\$ 145,000.00	GEORGE TOLTH	N01736
K2115525	WHITEHORSE LAKE HOME RENOVATIO	\$ 264,292.00	GEORGE TOLTH	N01737
K2115526	BACA/PREWITT ELECTRICAL UPGRAD	\$ - 120,000.00	GEORGE TOLTH	N01738
K2115527	BACA/PREWITT HOME RENOVATION	\$ 20,292.50	GEORGE TOLTH	N01739
K2115528	CASAMERO LAKE HVAC IMPROVEMENT	\$ 80,000.00	GEORGE TOLTH	N01740
K2115529	CASAMERO LAKE MOTOR GRADER	\$ 413,930.00	GEORGE TOLTH	N01741
K2115530	COUNSELOR BATHROOM ADDITION	\$ 381,927.00	GEORGE TOLTH	N01742
K2115531	COUNSELOR CEDARHILL PWR EXTENS	\$ 295,366.00	GEORGE TOLTH	N01743
K2115537	PUEBLO PINTADO INSTALL HVAC	\$ 150,000.00	GEORGE TOLTH	N01744
K2115539	PUEBLO PINTADO KITCHEN WALL	\$ 100,000.00	GEORGE TOLTH	N01745
K2115540	PUEBLO PINTADO WEST WALL REPAI	\$ 100,000.00	GEORGE TOLTH	N01746
K2115541	PUEBLO PINTADO REPLACE 7 DOORS	\$ 100,000.00	GEORGE TOLTH	N01747
K2115213	TOLIKAN CHAPTER RURAL ADDRESSI	\$ 137,089.00	CURTIS YANITO	N01748

**RESOLUTION CMY-28-24
CHAPTER PROJECTS
BUSINESS UNIT LISTING**

FORMER K NUMBER	NN CHAPTER PROJECT	DOLLAR AMOUNT	COUNCIL DELEGATE	GEN FUND BUSINESS UNIT NO.
K2115214	MEXICAN WATER BACKHOE PURCHASE	\$ 206,055.38	CURTIS YANITO	N01749
K2115215	MEXICAN WATER MOBILE HOME HSG	\$ 207,212.62	CURTIS YANITO	N01750
K2115216	MEXICAN WATER WAREHSE STORAGE	\$ 1,267,000.00	CURTIS YANITO	N01751
K2115433	RED MESA HOUSE RENOVATION	\$ 521,520.00	CURTIS YANITO	N01752
K2115434	TEECNOSPOS WAREHSE STORAGE	\$ 1,267,200.00	CURTIS YANITO	N01753
K2115435	TEECNOSPOS MOTOR GRADER	\$ 460,799.27	CURTIS YANITO	N01754
K2115436	TEECNOSPOS CHAPTER BACK HOE	\$ 204,163.57	CURTIS YANITO	N01755
K2115437	RED MESA WAREHOUSE STORAGE	\$ 1,267,200.00	CURTIS YANITO	N01756
K2115477	ANETH WATER PURIFICATION FACIL	\$ 880,234.00	CURTIS YANITO	N01757
K2115478	ANETH NEW ADMINISTRATION BLDG	\$ 880,234.00	CURTIS YANITO	N01758
K2115479	TOLIKAN MOBILE HOME FOR COMMUN	\$ 737,118.45	CURTIS YANITO	N01759
K2115497	MEXICAN WATER CHAPTER PROJECTS	\$ 80,000.00	CURTIS YANITO	N01760
K2115498	TOLIKAN CHAPTER EQUIPMENT	\$ 686,513.71	CURTIS YANITO	N01761
K2115184	IYANBITO CHAPTER/SENIOR CENTER	\$ 200,000.00	STEVEN ARVISO	N01762
K2115185	THOREAU FIREWOOD PELLET STOVE	\$ 100,000.00	STEVEN ARVISO	N01763
K2115186	THOREAU CH COVID 19 MITIGATION	\$ 50,000.00	STEVEN ARVISO	N01764
K2115187	THOREAU FIREWOOD/WOOD PELLET	\$ 40,000.00	STEVEN ARVISO	N01765
K2115188	MARIANO LAKE EMERGENCY SERVICE	\$ 112,209.12	STEVEN ARVISO	N01766
K2115189	CHURCHROCK CHAPTER BROADBAND	\$ 400,000.00	STEVEN ARVISO	N01767
K2115217	SMITH LAKE HOME RENOVATION	\$ 350,000.00	STEVEN ARVISO	N01768
K2115218	CHURCHROCK HOUSE ROOF RENOVATE	\$ 400,000.00	STEVEN ARVISO	N01769
K2115219	CHURCHROCK RURAL ADDRESSING	\$ 200,000.00	STEVEN ARVISO	N01770
K2115220	PINEDALE MANUFACTURED HOMES	\$ 733,528.56	STEVEN ARVISO	N01771
K2115221	PINEDALE HOME IMPROVEMENT	\$ 733,528.56	STEVEN ARVISO	N01772
K2115222	CHURCHROCK BATHROOM RENOVATION	\$ 467,056.00	STEVEN ARVISO	N01773

**RESOLUTION CMY-28-24
CHAPTER PROJECTS
BUSINESS UNIT LISTING**

FORMER K NUMBER	NN CHAPTER PROJECT	DOLLAR AMOUNT	COUNCIL DELEGATE	GEN FUND BUSINESS UNIT NO.
K2115223	IYANBITO HOME REPAIR	\$ 1,257,056.67	STEVEN ARVISO	N01774
K2115330	IYANBITO RENTAL/UTILITY ASST	\$ 10,000.00	STEVEN ARVISO	N01775
K2115331	MARIANO LAKE SPECIAL DUTY PAY	\$ 49,999.00	STEVEN ARVISO	N01776
K2115332	SMITH LAKE CHAPTER HOUSE CONST	\$ 350,000.00	STEVEN ARVISO	N01777
K2115333	SMITH LAKE CHAPT PEP WORKFORCE	\$ 300,000.00	STEVEN ARVISO	N01778
K2115334	SMITH LAKE COMMUNITY FIN ASST	\$ 467,056.67	STEVEN ARVISO	N01779
K2115505	THOREAU TEMPORARY PERSONNEL	\$ 181,851.00	STEVEN ARVISO	N01780
K2115506	MARIANO LAKE POWERLINE	\$ 1,019,678.00	STEVEN ARVISO	N01781
K2115507	MARIANO LAKE UTILITY	\$ 285,171.00	STEVEN ARVISO	N01782
K2115278	OLJATO MOTOR GRADE	\$ 435,383.00	HERMAN DANIELS	N01783
K2115279	OLJATO TRUCK & GOOSENECK TRAIL	\$ 126,641.65	HERMAN DANIELS	N01784
K2115512	OLJATO FRONTEND LOADER	\$ 388,173.00	HERMAN DANIELS	N01785
K2115511	SHIPROCK RECREATION	\$ 1,300,000.00	EUGENIA CHARLES-NEWTON	N01786
K2115142	COYOTE CANYON MOTOR GRADER	\$ 433,835.03	NATHAN NOTAH	N01787
K2115143	COYOTE CANYON HOUSING UPGRADE	\$ 899,999.00	NATHAN NOTAH	N01788
K2115144	COYOTE CANYON SYEP & PEP FUND	\$ 406,633.00	NATHAN NOTAH	N01789
K2115147	TWIN LAKES WATER & SEWER	\$ 200,000.00	NATHAN NOTAH	N01790
K2115148	TWIN LAKES SCATTERED WATERLINE	\$ 200,000.00	NATHAN NOTAH	N01791
K2115149	TOHATCHI BATHROOM ADDITIONS	\$ 250,610.00	NATHAN NOTAH	N01792
K2115150	TOHATCHI HOUSE WIRING	\$ 91,445.00	NATHAN NOTAH	N01793
K2115151	TOHATCHI SEPTIC SYSTEM	\$ 950,918.00	NATHAN NOTAH	N01794
K2115152	TOHATCHI WATERLINE EXTENSION	\$ 278,000.00	NATHAN NOTAH	N01795
K2115357	COYOTE CANYON REGRIDGERATION	\$ 20,000.00	NATHAN NOTAH	N01796
K2115358	MEXICAN SPRINGS CEMETERY	\$ 100,000.00	NATHAN NOTAH	N01797
K2115359	MEXICAN SPRING HOME RENOVATION	\$ 200,000.00	NATHAN NOTAH	N01798

**RESOLUTION CMY-28-24
CHAPTER PROJECTS
BUSINESS UNIT LISTING**

FORMER K NUMBER	NN CHAPTER PROJECT	DOLLAR AMOUNT	COUNCIL DELEGATE	GEN FUND BUSINESS UNIT NO.
K2115360	MEXICAN SPRINGS WIRING	\$ 425,468.00	NATHAN NOTAH	N01799
K2115361	MEXICAN SPRING BATHRM ADDITION	\$ 285,000.00	NATHAN NOTAH	N01800
K2115362	NASCHITTI WAREHOUSE	\$ 613,719.30	NATHAN NOTAH	N01801
K2115363	TOHATCHI POWERLINE	\$ 105,320.00	NATHAN NOTAH	N01802
K2115364	TWIN LAKES RENOVATION	\$ 150,000.00	NATHAN NOTAH	N01803
K2115365	TWIN LAKES BATHROOM ADDITIONS	\$ 200,000.00	NATHAN NOTAH	N01804
K2115366	MEXICAN SPRINGS 3 HOMES PR	\$ 750,000.00	NATHAN NOTAH	N01805
K2115367	TOHATCHI CEMETERY	\$ 84,175.00	NATHAN NOTAH	N01806
K2115460	TWIN LAKES HIRE PEP	\$ 200,000.00	NATHAN NOTAH	N01807
K2115461	TWIN LAKES POWERLINE EXTENSION	\$ 200,000.00	NATHAN NOTAH	N01808
K2115462	TWIN LAKES MODULAR BUILDING	\$ 260,468.00	NATHAN NOTAH	N01809
K2115463	TWIN LAKES HVAC SYSTEM	\$ 150,000.00	NATHAN NOTAH	N01810
K2115465	TWIN LAKES HOUSE WIRING	\$ 200,000.00	NATHAN NOTAH	N01811
K2115123	WHITECONE CEMETERY	\$ 1,000.00	CHERILYN YAZZIE	N01812
K2115124	GREASEWOOD RESERVOIR AQUIFER	\$ 200,000.00	CHERILYN YAZZIE	N01813
K2115128	INDIAN WELLS HOUSING RENOVATIO	\$ 1,760,468.00	CHERILYN YAZZIE	N01814
K2115129	DILKON HOME REHABILITATION	\$ 1,760,467.00	CHERILYN YAZZIE	N01815
K2115130	WHITECONE HOUSE REPAIR IMPROVE	\$ 1,759,468.00	CHERILYN YAZZIE	N01816
K2115393	GREASEWOOD HOME REPAIR RENO	\$ 1,400,000.00	CHERILYN YAZZIE	N01817
K2115155	CAMERON SO. TAPPAN POWERLNLN EXT	\$ 1,760,468.00	CASEY JOHNSON	N01818
K2115156	BIRDSPRGS WAREHOUSE UPGRADE	\$ 190,000.00	CASEY JOHNSON	N01819
K2115157	BIRDSPRINGS DOME REPAIR & MOD	\$ 291,961.00	CASEY JOHNSON	N01820
K2115160	TOLANI LAKE PPE STORAGE WREHSE	\$ 1,055,000.00	CASEY JOHNSON	N01821
K2115161	TOLANI LAKE DUMP TRUCK&TRAILER	\$ 135,468.00	CASEY JOHNSON	N01822
K2115162	COALMINE WAREHOUSE PROJECT	\$ 450,000.00	CASEY JOHNSON	N01823

**RESOLUTION CMY-28-24
CHAPTER PROJECTS
BUSINESS UNIT LISTING**

FORMER K NUMBER	NN CHAPTER PROJECT	DOLLAR AMOUNT	COUNCIL DELEGATE	GEN FUND BUSINESS UNIT NO.
K2115163	COALMINE SEPTIC TANK CLEANOUTS	\$ 50,000.00	CASEY JOHNSON	N01824
K2115165	LEUPP HEAVY EQUIP&FLEETVEHICLE	\$ 636,300.00	CASEY JOHNSON	N01825
K2115166	LEUPP CHAPTER WAREHOUSE	\$ 185,000.00	CASEY JOHNSON	N01826
K2115167	LEUPP SENIOR CENTER RENOVATION	\$ 451,000.00	CASEY JOHNSON	N01827
K2115168	LEUPP CHAPTER HSE RENOVATION	\$ 487,868.00	CASEY JOHNSON	N01828
K2115396	TOLANI LAKE MPB,ELECTRCL-HVAC	\$ 70,000.00	CASEY JOHNSON	N01829
K2115480	TOLANI LAKE SEN CNTR BLDG&HVAC	\$ 40,000.00	CASEY JOHNSON	N01830
K2115481	TOLANI LAK WELLNESS CNTR RENOV	\$ 110,000.00	CASEY JOHNSON	N01831
K2115482	TOLANI LAKE MULTI-P BLDG RENOV	\$ 350,000.00	CASEY JOHNSON	N01832
K2115409	NEWCOMB CHPT BATHROOM ADDITION	\$ 100,000.00	RICKIE NEZ	N01833
K2115410	NEWCOMB CHP BATHROOM NO-TOUCH	\$ 100,000.00	RICKIE NEZ	N01834
K2115411	NEWCOMB CHPTR BLDG VENTILATION	\$ 150,000.00	RICKIE NEZ	N01835
K2115412	NEWCOMB CHAPTER WASTE WATER	\$ 100,000.00	RICKIE NEZ	N01836
K2115413	NEWCOMB CH BLDG BATHROOM RENOV	\$ 100,000.00	RICKIE NEZ	N01837
K2115414	NEWCOMB COMMUNITY ELECTRICAL	\$ 283,528.33	RICKIE NEZ	N01838
K2115415	NEWCOMB COMM. POTABLE WATER	\$ 285,528.33	RICKIE NEZ	N01839
K2115416	NEWCOMB CHP BATHROOM & KITCHEN	\$ 150,000.00	RICKIE NEZ	N01840
K2115417	UPPER FRUITLAND CEMETERY	\$ 370,556.67	RICKIE NEZ	N01841
K2115418	UPPER FRUITLAND MOBILE SHOWER	\$ 175,000.00	RICKIE NEZ	N01842
K2115419	UPPER FRUITLAND HVY DUTY TRUCK	\$ 100,000.00	RICKIE NEZ	N01843
K2115420	UPPER FRUITLAND LEACHFIELD	\$ 220,500.00	RICKIE NEZ	N01844
K2115421	UPPER FRUIT CEMETERY&RSE GARDN	\$ 100,500.00	RICKIE NEZ	N01845
K2115422	UPPER FRUITLAND WAREHOUSE	\$ 500,500.00	RICKIE NEZ	N01846
K2115423	TIISTSOH SIKAAD NEW COMPLEX	\$ 1,667,056.00	RICKIE NEZ	N01847
K2115467	TSEDAAKAAN CHAPTER PROJECT	\$ 1,667,057.00	RICKIE NEZ	N01848

**RESOLUTION CMY-28-24
CHAPTER PROJECTS
BUSINESS UNIT LISTING**

FORMER K NUMBER	NN CHAPTER PROJECT	DOLLAR AMOUNT	COUNCIL DELEGATE	GEN FUND BUSINESS UNIT NO.
K2115468	SAN JUAN N362 ROAD REPAIR	\$ 717,040.00	RICKIE NEZ	N01849
K2115469	NENAHNEZAD-EQUIPMENT TRAILERS	\$ 60,500.00	RICKIE NEZ	N01850
K2115504	NENAHNEZAD - DUMP TRUCK	\$ 192,023.00	RICKIE NEZ	N01851
K2115508	NENAHNEZAD CHAPTER EQUIPMENT	\$ 483,642.00	RICKIE NEZ	N01852
K2115509	SAN JUAN HOUSING PROJECT	\$ 375,200.00	RICKIE NEZ	N01853
K2115510	SAN JUAN WAREHOUSE	\$ 400,000.00	RICKIE NEZ	N01854
K2115225	CROWNPOINT VETERANS FURNITURE	\$ 50,000.00	DANNY SIMPSON	N01855
K2115226	CROWNPOINT CHAPTER TRAILS	\$ 50,000.00	DANNY SIMPSON	N01856
K2115227	CROWNPOINT CHPT BUILDINGS HVAC	\$ 250,000.00	DANNY SIMPSON	N01857
K2115228	CROWNPOINT COMM HOME RENOVATION	\$ 100,000.00	DANNY SIMPSON	N01858
K2115230	LAKE VALLEY BATHRM ADD/RENOVTN	\$ 200,000.00	DANNY SIMPSON	N01859
K2115231	LAKE VALLEY RENOV/ HVAC SYSTEM	\$ 150,000.00	DANNY SIMPSON	N01860
K2115232	LAKE VALLEY SEPTIC TANK UPGRAD	\$ 100,000.00	DANNY SIMPSON	N01861
K2115233	BECENTI CH TEMPORARY EMPLOYMNT	\$ 79,197.00	DANNY SIMPSON	N01862
K2115234	BECENTI SEPTIC TANK CLEANING	\$ 6,000.00	DANNY SIMPSON	N01863
K2115235	BECENTI CHAPTER NEW HOUSING	\$ 387,122.00	DANNY SIMPSON	N01864
K2115290	BECENTI HAZARD PAY-ESSNTL WRKR	\$ 115,000.00	DANNY SIMPSON	N01865
K2115291	BECENTI BATHROOM ADD & RENOVAT	\$ 178,000.00	DANNY SIMPSON	N01866
K2115292	NAGEEZI-HD DOZER,HD TRAILER	\$ 250,000.00	DANNY SIMPSON	N01867
K2115293	NAGEEZI CHAPTER WAREHOUSE	\$ 200,000.00	DANNY SIMPSON	N01868
K2115294	NAGEEZI CHPTR CEMETERY PROJECT	\$ 50,000.00	DANNY SIMPSON	N01869
K2115295	CROWNPOINT SEPTIC SYSTEM PROJ	\$ 30,000.00	DANNY SIMPSON	N01870
K2115296	CROWNPOINT-CLEANING SUPPLIES	\$ 4,093.65	DANNY SIMPSON	N01871
K2115297	CROWNPOINT-UTILITY ASSISTANCE	\$ 150,000.00	DANNY SIMPSON	N01872
K2115298	CROWNPOINT-HALF ACRE HOMESITES	\$ 300,000.00	DANNY SIMPSON	N01873

**RESOLUTION CMY-28-24
CHAPTER PROJECTS
BUSINESS UNIT LISTING**

FORMER K NUMBER	NN CHAPTER PROJECT	DOLLAR AMOUNT	COUNCIL DELEGATE	GEN FUND BUSINESS UNIT NO.
K2115299	CROWNPOINT-WATER POINT UPGRADE	\$ 25,000.00	DANNY SIMPSON	N01874
K2115300	LAKE VALLEY-SEPTIC CLEANING	\$ 100,000.00	DANNY SIMPSON	N01875
K2115301	LAKE VALLEY-WATER/POWER LN ROW	\$ 50,000.00	DANNY SIMPSON	N01876
K2115302	TSE'II'AH-HEAVY EQUIP PARTS	\$ 10,000.00	DANNY SIMPSON	N01877
K2115303	TSE'II'AH-SEPTICTANK CLEANING	\$ 40,000.00	DANNY SIMPSON	N01878
K2115304	TSE'II'AH-HOME RENOVATIONS	\$ 402,644.00	DANNY SIMPSON	N01879
K2115305	TSE'II'AH-BATHROOM ADDTN, ADA	\$ 300,000.00	DANNY SIMPSON	N01880
K2115306	WHITEROCK-HOME/BATHRM RENOVATN	\$ 600,000.00	DANNY SIMPSON	N01881
K2115307	WHITE ROCK WAREHOUSE	\$ 150,000.00	DANNY SIMPSON	N01882
K2115308	WHITEROCK RURAL ADDRESSING	\$ 75,000.00	DANNY SIMPSON	N01883
K2115309	HUERFANO BATHRM ADD & WATERLINE	\$ 77,000.00	DANNY SIMPSON	N01884
K2115310	HUERFANO SOLAR SYSTEM PROJECT	\$ 174,000.00	DANNY SIMPSON	N01885
K2115311	HUERFANO SEPTIC SYSTEM CLEANING	\$ 33,000.00	DANNY SIMPSON	N01886
K2115312	HUERFANO WATERLN, SEPTIC SYSTM	\$ 182,885.00	DANNY SIMPSON	N01887
K2115313	BECENTI HOUSING RENOVATION	\$ 255,000.00	DANNY SIMPSON	N01888
K2115314	NAHODISHGISH HOME IMPROVEMENT	\$ 753,028.00	DANNY SIMPSON	N01889
K2115315	CROWNPOINT HAZARD PAY	\$ 50,000.00	DANNY SIMPSON	N01890
K2115424	TSI'II'AH' FIRE HYDRANT	\$ 100,000.00	DANNY SIMPSON	N01891
K2115425	TSE'II'AH' SR CNTR ROOF&RENOV	\$ 145,000.00	DANNY SIMPSON	N01892
K2115426	WHITEROCK COMM SEPTIC CLEANING	\$ 50,000.00	DANNY SIMPSON	N01893
K2115427	NAGEEZI COUNTY ROAD 7900	\$ 200,292.00	DANNY SIMPSON	N01894
K2115428	WHITEROCK WATERING POINT	\$ 100,000.00	DANNY SIMPSON	N01895
K2115429	WHITE ROCK COMM PROJ PERSONNEL	\$ 199,988.47	DANNY SIMPSON	N01896
K2115430	CROWNPOINT HEADSTART ASSISTANC	\$ 75,000.00	DANNY SIMPSON	N01897
K2115431	NAGEEZI CHACOCNYN/ESCVD POWERL	\$ 300,000.00	DANNY SIMPSON	N01898

**RESOLUTION CMY-28-24
CHAPTER PROJECTS
BUSINESS UNIT LISTING**

FORMER K NUMBER	NN CHAPTER PROJECT	DOLLAR AMOUNT	COUNCIL DELEGATE	GEN FUND BUSINESS UNIT NO.
K2115458	NAGEEZI CHACOCNYN/ESCVD HSEWRG	\$ 100,000.00	DANNY SIMPSON	N01899
K2115499	NAHODISHGISH UTILITY ASSISTANC	\$ 150,000.00	DANNY SIMPSON	N01900
K2115488	TUBA CITY DV SHELTER CONSTRCTN	\$ 200,000.00	OTTO TSO	N01901
K2115489	TUBA CITY DV SHELTER DESIGN	\$ 300,000.00	OTTO TSO	N01902
K2115490	TUBA CITY TRANSFER STATION	\$ 294,848.00	OTTO TSO	N01903
K2115534	TONANEESDIZI CHID	\$ 7,000,000.00	OTTO TSO	N01904
K211582	CHINLE N8095 ROAD	\$ 217,490.00	SHAWNA CLAW	N01905
K211587	CHINLE VENDOR VILLAGE	\$ 37,743.69	SHAWNA CLAW	N01906
K211590	CHINLE CH WATERING POINT	\$ 70,000.00	SHAWNA CLAW	N01907
K211584	CHINLE EARTH & DAM	\$ 1.38	SHAWNA CLAW	N01908
K2115208	OAKSPRINGS CH KITCHEN ADDITION	\$ 100.00	BRENDA JESUS	N01909
K2115535	TUBA CITY:LEGIS DIST ASSISTNTS	\$ 611,845.00	OTTO TSO	N01910
K2115542	HARDROCK CHAPTER WAREHOUSE	\$ 200,000.00	GERMAINE SIMONSON	N01911
K2115543	FOREST LAKE HOUSING PROJECT	\$ 930,000.00	GERMAINE SIMONSON	N01912
K2115544	FOREST LAKE SEPTIC TANK CLEANI	\$ 85,800.00	GERMAINE SIMONSON	N01913
K2115545	BECENTI HOUSING RENOVATION II	\$ 255,000.00	DANNY SIMPSON	N01914
K2115237	KLAGETOH RURAL ADDRESSING	\$ 100,000.00	LOMARDO ASERET	N01915
K2115238	KLAGETOH RENOVATION	\$ 1,177,774.00	LOMARDO ASERET	N01916
K2115244	WIDE RUINS HOUSING	\$ 219,999.00	LOMARDO ASERET	N01917
K2115245	WIDE RUINS BATHROOM ADDITIONS	\$ 480,000.00	LOMARDO ASERET	N01918
K2115246	NAHATA DZIL SEPTIC	\$ 447,600.00	LOMARDO ASERET	N01919
K2115249	WIDE RUINS BATHROOM ADDITIONS	\$ 1,000,000.00	LOMARDO ASERET	N01920
K2115264	KLAGETOH VET HOUSING	\$ 482,694.00	LOMARDO ASERET	N01921
K2115501	TSESIANI CEMETERY ROAD	\$ 300,000.00	LOMARDO ASERET	N01922
K2115502	TSESIANI HOUSE WIRE	\$ 600,000.00	LOMARDO ASERET	N01923

**RESOLUTION CMY-28-24
CHAPTER PROJECTS
BUSINESS UNIT LISTING**

FORMER K NUMBER	NN CHAPTER PROJECT	DOLLAR AMOUNT	COUNCIL DELEGATE	GEN FUND BUSINESS UNIT NO.
K2115503	TSESIANI RENOVATION	\$ 800,000.00	LOMARDO ASERET	N01924
K2115368	ROUND ROCK CONVENIENCE STORE	\$ 628,701.68	CARL SLATER	N01925
K2115369	ROUND ROCK COMMUNITY CEMETERY	\$ 200,000.00	CARL SLATER	N01926
K2115370	ROUND ROCK RECREATION PARK	\$ 700,000.00	CARL SLATER	N01927
K2115372	ROUND ROCK DIVERSION SYSTEM	\$ 150,000.00	CARL SLATER	N01928
K2115373	ROCK POINT COMMUNITY PROPANE	\$ 84,375.00	CARL SLATER	N01929
K2115374	ROCK POINT SEWAGE SYSTEM DRAIN	\$ 136,203.00	CARL SLATER	N01930
K2115375	ROCK POINT TRASH BINS	\$ 100,800.00	CARL SLATER	N01931
K2115376	ROCK POINT WATER DELIVERY	\$ 172,117.00	CARL SLATER	N01932
K2115377	ROCK POINT BATHROOM RENOVATION	\$ 320,000.00	CARL SLATER	N01933
K2115378	ROCK POINT HOMESITE COMPLIANCE	\$ 37,500.00	CARL SLATER	N01934
K2115379	ROCK POINT HSL LAND SUREYOR	\$ 37,500.00	CARL SLATER	N01935
K2115380	ROCK POINT WATHERIZATION PRJCT	\$ 288,000.00	CARL SLATER	N01936
K2115381	ROCK POINT SEPTIC CLEANING	\$ 135,150.00	CARL SLATER	N01937
K2115382	ROCK POINT DUMP TRUCK PROJECT	\$ 200,000.00	CARL SLATER	N01938
K2115383	ROCK POINT COMMUNITY WAREHOUSE	\$ 200,000.00	CARL SLATER	N01939
K2115384	TSECHIZHI TRASH BINS	\$ 81,600.00	CARL SLATER	N01940
K2115385	TSALIE/WHEATFIEDS HOUSING RENO	\$ 460,468.00	CARL SLATER	N01941
K2115386	TSALIE/WHEATFIELDS PEP	\$ 205,938.00	CARL SLATER	N01942
K2115387	LUKACHUKAI HOUSE ROOF	\$ 43,900.00	CARL SLATER	N01943
K2115388	LUKACHUKAI TRACK CONSTRUCTION	\$ 449,685.00	CARL SLATER	N01944
K2115389	LUKACHUKAI RENOVATION & FHR	\$ 87,150.00	CARL SLATER	N01945
K2115390	LUKACHUKAI PEP & TRASH DUMP	\$ 400,000.00	CARL SLATER	N01946
K2115451	TSALIE/WHEATFIELDS ROAD IMPROV	\$ 1,094,062.00	CARL SLATER	N01947
K2115452	ROCK POINT HEAVY DUTY TRAILER	\$ 48,823.00	CARL SLATER	N01948

**RESOLUTION CMY-28-24
CHAPTER PROJECTS
BUSINESS UNIT LISTING**

FORMER K NUMBER	NN CHAPTER PROJECT	DOLLAR AMOUNT	COUNCIL DELEGATE	GEN FUND BUSINESS UNIT NO.
K2115453	TSE'CH'IZHI SEPTIC CLEANING	\$ 63,750.00	CARL SLATER	N01949
K2115454	TSE'CH'IZHI HOME WEATHERIZATIO	\$ 208,000.00	CARL SLATER	N01950
K2115455	TSE'CH'IZHI CULVERT INSTALL	\$ 195,000.00	CARL SLATER	N01951
K2115456	TSE'CH'IZHI WELLNESS CENTER	\$ 99,194.00	CARL SLATER	N01952
K2115457	TSE'CH'IZHI BATHROOM ADDITION	\$ 1,050,000.00	CARL SLATER	N01953
K2115491	LUKACHUKAI SR CENTER RENOVATIO	\$ 110,000.00	CARL SLATER	N01954
K2115492	LUKACHUKAI WATERLINE BUILDING	\$ 420,000.00	CARL SLATER	N01955
K2115493	LUKACHUKAI SEPTIC CLEANING	\$ 135,150.00	CARL SLATER	N01956
K2115538	PUEBLO PINTADO HSE ROOF REPAIR	\$ 200,000.00	GEORGE TOLTH	N01957
	TOTAL:	149,681,153.21		