




# The Navajo Nation DR. BUU NYGREN **PRESIDENT**

Yideeskáądi Nitsáhákees | *Think for the Future*

July 16, 2025

## TRANSMITTAL

TO : Byron Bitsoie Sr., Department Manager III  
Navajo Land Department / DNR

FROM :   
Cordell Shertey, Contracting Officer  
Contracts and Grants Section / OMB

SUBJECT : **Navajo Land Department - Fiscal Recovery Funds (FRF); Regulatory Cost**

### I. Information on Contract (per Original Award):

Navajo Land Department - Regulatory Cost	U.S. Treasury American Recovery Plan Act (ARPA)		21.019
Title of Contract	Funding Agency	CFDA No. - Federal	
CJY-41-21	\$5,059,674.00	2022	03/11/2021 to 12/31/2026
Grant No.	Amount	Fiscal Year	Term - Begin and End Date

### II. Data Entered in FMIS Regarding:

New Contract or Grant      Company No. **8059**      Business Unit (K#) **K211515**

Contract Mod No. [Internal Modification No. 3](#)

Amt of Award      **Decrease**      **-\$89,099.34**      \$1,595,215.39      to      \$1,506,116.05

AMOUNT      FROM      TO

Budget Period - Extend End Date:      From      To

Other, specify: \_\_\_\_\_

#### Authorizing Document - Attached:

Contract / Agreement - Date executed: \_\_\_\_\_

NNC / Committee Resolution - No. & Date: \_\_\_\_\_


Other, specify: [NN Council Resolution CMY-28-24 and FRF memo of 06/30/2025](#)

### III. Comments by CGS:

This is 4th Transmittal on \$5,059,674 ARPA funds allocated to Navajo Land Department. Budget is deobligated by \$89,099.34 per Resolution CMY-28-24 and Memorandum of June 30, 2025. Y-T-D budget is FMIS totals \$1,506,116.05

Attachment  
CC: Contract files  
Contract Accounting / OOC / DPM / FRF / Departments

EW

*Handwritten notes:*  
7/16/25  






Job K211515 US TREASURY- NAVAJO LAND DEPT  
Project

Thru Date 7/15/2025

Cost Code	Cost Type	Description	L P M	DE C U M	Original Budget Amt	Revised Budget Amt	Actual Amount	Open Commit Amount	Budget Balance	% Revised Spent	% Revised Remaining
1710	Program Revenue	Program Revenue	6	BN	5,059,674.00-	1,506,116.05-	1,506,275.76-		1,506,116.05-	1.00	1.00
1710	Program Revenue	Program Revenue	6	T	5,059,674.00-	1,506,116.05-	1,506,275.76-		159.71	1.00	
1705	CG Revenue	CG Revenue	5	T	5,059,674.00-	1,506,116.05-	1,506,275.76-		159.71	1.00	
1700	External C/G Revenue Source	External C/G Revenue Source	4	T	5,059,674.00-	1,506,116.05-	1,506,275.76-		159.71	1.00	
1000	Revenues	Revenues	3	T	5,059,674.00-	1,506,116.05-	1,506,275.76-		159.71	1.00	
2110	Regular	Regular	6	BN	2,410,680.00	291,299.68			291,299.68	1.00	1.00
2110	Regular	Regular	6	T	2,410,680.00	291,299.68	291,299.68			1.00	
2100	Permanent	Permanent	5	T	2,410,680.00	291,299.68	291,299.68			1.00	
2900	Fringe Benefits	Fringe Benefits	5	BN	1,045,755.00	128,302.87			128,302.87		1.00
2910	FICA	FICA	6	T	1,045,755.00	128,302.87	22,280.87		128,302.87		
2920	Group Insurance	Group Insurance	6	T			55,879.41		55,879.41		
2940	Retirement	Retirement	6	T			42,782.60		42,782.60		
2950	Unemployment Benefits	Unemployment Benefits	6	T			5,786.88		5,786.88		
2970	Annual Leave	Annual Leave	6	T			1,573.11		1,573.11		
2900	Fringe Benefits	Fringe Benefits	5	T	1,045,755.00	128,302.87	128,302.87			1.00	
2001	Personnel Expenses	Personnel Expenses	4	T	3,456,435.00	419,602.55	419,602.55			1.00	
3110	Fleet	Fleet	6	BN	58,512.00						
3110	Fleet	Fleet	6	T	58,512.00						
3100	Vehicle Use	Vehicle Use	5	T	58,512.00						
3210	Vehicle Rental (off rese	Vehicle Rental (off rese	6	BN	110,800.00						
3210	Vehicle Rental (off rese	Vehicle Rental (off rese	6	T	110,800.00						
3230	Personal Travel	Personal Travel	6	BN		217.00	217.00		217.00		1.00
3230	Personal Travel	Personal Travel	6	T		217.00	217.00			1.00	
3200	Personal Travel Expenses	Personal Travel Expenses	5	T	110,800.00	217.00	217.00			1.00	
3000	Travel Expenses	Travel Expenses	4	T	169,312.00	217.00	217.00			1.00	
4120	Office Supplies	Office Supplies	6	BN	12,500.00						
4120	Office Supplies	Office Supplies	6	T	12,500.00						
4200	Non Capital Assets	Non Capital Assets	6	BN	114,289.00	32,449.25	32,449.25		32,449.25		1.00
4200	Non Capital Assets	Non Capital Assets	6	T	114,289.00	32,449.25	32,449.25			1.00	
4100	Office Supplies & Equipme	Office Supplies & Equipme	5	T	126,789.00	32,449.25	32,449.25		7,886.40		1.00
4410	Operating Supplies	Operating Supplies	6	BN	20,000.00	7,886.40	7,886.40			1.00	
4410	Operating Supplies	Operating Supplies	6	T	20,000.00	7,886.40	7,886.40			1.00	
4400	Operating Supplies	Operating Supplies	5	T	20,000.00	7,886.40	7,886.40			1.00	
4000	Supplies	Supplies	4	T	146,789.00	40,335.65	40,335.65			1.00	
5520	Telephone	Telephone	6	BN	16,000.00	2,987.56	2,987.56		2,987.56		1.00
5520	Telephone	Telephone	6	T	16,000.00	2,987.56	2,987.56			1.08	
5510	Communications	Communications	5	T	16,000.00	2,987.56	3,213.87		226.31-	1.08	
5500	Communications & Utilities	Communications & Utilities	4	T	16,000.00	2,987.56	3,213.87		226.31-	1.08	
6300	Technology	Technology	6	BN	1,238,404.00	1,040,797.20			1,040,797.20		1.00

Job K211515 US TREASURY-NAVAJO LAND DEPT  
Project

Thru Date 7/15/2025

Cost Code	Cost Type	Description	L P M	DE C U M	Original Budget Amt	Revised Budget Amt	Actual Amount	Open Commit Amount	Budget Balance	% Revised Spent	% Revised Remaining
6300		Technology	6	T	1,238,404.00	1,040,797.20	1,040,797.20			1.00	
6100		Plant, Property & Equipme	5	T	1,238,404.00	1,040,797.20	1,040,797.20			1.00	
6000		Repairs & Maintenance	4	T	1,238,404.00	1,040,797.20	1,040,797.20			1.00	
7710		Insurance Premiums	6	BN	32,734.00	2,176.09			2,176.09		1.00
7710		Insurance Premiums	6	T	32,734.00	2,176.09	2,109.49		66.60	.97	.03
7700		Insurance & Benefits	5	T	32,734.00	2,176.09	2,109.49		66.60	.97	.03
7000		Special Transactions	4	T	32,734.00	2,176.09	2,109.49		66.60	.97	.03
2000		Expenses	3	T	5,059,674.00	1,506,116.05	1,506,275.76		159,711.00	1.00	




# The Navajo Nation **DR. BUU NYGREN** *PRESIDENT*

**Yideeskáadi Nitsáhákees** | *Think for the Future*

## MEMORANDUM

**TO:** Dominic Beyal, Executive Director  
Navajo Nation Office of Management & Budget (NNOMB)

Cordell Shortey, Contracting Officer  
NNOMB/ Contract and Grants Section

**FROM:**   
Lisa Jymm, Executive Director  
Navajo Nation Fiscal Recovery Fund Office



**DATE:** June 30, 2025

**SUBJECT:** Summary of Change Forms for ARPA/FRF Personnel and Chapter Projects.

The Navajo Nation Fiscal Recovery Fund Office (NNFRFO) has submitted the Summary of Change forms for ARPA/FRF projects listed below for update in FMIS.

No.	BU#	Description
1	K211500	US Treasury – OPVP FRF Office
2	K211501	US Treasury – Broadband Office
3	K211502	US Treasury – Human Resources
4	K211503	US Treasury – Water Resources
5	K211504	US Treasury – EPA Admin - FRF
6	K211505	US Treasury – Business Reg - FRF
7	K211506	US Treasury – Heritage & Historic Pres.
8	K211508	US Treasury – General Land Dev.
9	K211509	US Treasury – DCD Admin - FRF
10	K211510	US Treasury – DCD Chapters - FRF
11	K211511	US Treasury – AML - FRF
12	K211512	US Treasury – Forestry - FRF
13	K211513	US Treasury – Minerals - FRF
14	K211514	US Treasury – OOC - FRF
15	K211515	US Treasury – Navajo Land Dept.
16	K211516	US Treasury – Economic Relief
17	K211518	US Treasury – Judicial Branch
18	K211519	US Treasury – Attorney General
19	K211520	US Treasury – Fish & Wildlife
20	K211521	US Treasury – Economic Dev - FRF
21	K211522	US Treasury – Hardship Assistance
22	K211537	US Treasury – COVID-19 DALTCS
23	K211540	US Treasury – Ofc of Management & Budget
24	K211543	US Treasury – Water Trans & Dist

*Personnel +*

25	K211547	US Treasury – Hardship Assistance 4
26	K211550	US Treasury – BB Last Mile 2
27	K211556	US Treasury – DNR Admin Cost
28	K211558	US Treasury – DHR Tribal Enrollment
29	K211561	US Treasury – Drinking Water T&D
30	K211563	US Treasury – Housing Support
31	K211565	US Treasury – Bathroom Additions
32	K211566	US Treasury – Drinking Water Sou
33	K211591	US Treasury – Chinle Warehouse
34	K211592	US Treasury – DPS Rural Address
35	K2115114	US Treasury – Nazlini Warehouse
36	K2115115	US Treasury – Nazlini Admin Bldg
37	K2115116	US Treasury – Nazlini Cemetery
38	K2115173	US Treasury – LeChee Chp Warehouse
39	K2115207	US Treasury – St. Michaels Renov
40	K2115208	US Treasury – Oak Springs Kitch AD
41	K2115261	US Treasury – Tsahbiikin Warehouse
42	K2115270	US Treasury – Crystal Gooseneck
43	K2115368	US Treasury – Round Rock Store
44	K2115391	US Treasury – Teesto John D 724P
45	K2115392	US Treasury – Teesto John D 324G
46	K2115549	US Treasury – Indirect Cost

The worksheet attached indicates the business unit and name of the program and the difference between the portal and FMIS. The summary of change forms have been completed and now are forwarded to your office for processing.

The balances highlighted in the light peach color identifies those that are payroll related object codes. The balances highlighted in the light green color identifies those that are central support and admin cost without payroll.

The balances highlighted in the light blue color identifies those that are ARPA/FRF and need to be transferred to RRR/GF with a N-account business unit number.

If you have any questions, please feel free to contact our office by phone at (928) 309-5535 or by email at [ljymm@navajo-nsn.gov](mailto:ljymm@navajo-nsn.gov). Thank you.

cc: Christine Chavez, Accounting Manager, OOC/CA  
 Germaine Jones, Deputy Contracting Officer, OMB/OCG  
 Elfreida Woodman, Senior Budget Analyst, OMB/OCG

Job Number	Job Description	Co	P E Portal	FMIS	
K211500	US TREASURY- OPVP FRF OFFICE	08059	10,493,878.20	10,974,925.41	(481,047.21) SOC Completed
K211501	US TREASURY- BROADBAND OFC-FRF	08059	971,701.96	1,052,831.87	(81,129.91) SOC Completed
K211502	US TREASURY- HUMAN RESOURCES	08059	540,602.88	708,902.82	(168,299.94) SOC Completed
K211503	US TREASURY- WATER RESOURCES	08059	79,969.82	96,753.60	(16,783.78) SOC Completed
K211504	US TREASURY- EPA ADMIN - FRF	08059	1,088,633.71	878,994.10	209,639.61 SOC Completed
K211505	US TREASURY- BUSINESS REG- FRF	08059	145,900.38	152,560.68	(6,660.30) SOC Completed
K211506	US TREASURY- HERITAGE & HIST P	08059	351,013.82	414,266.77	(63,252.95) SOC Completed
K211508	US TREASURY- GENERAL LAND DEV	08059	955,209.95	1,082,034.88	(126,824.93) SOC Completed
K211509	US TREASURY- DIV COMM DEV- FRF	08059	9,321,296.62	8,715,828.49	605,468.13 SOC Completed
K211510	US TREASURY- DCD CHAPTERS- FRF	08059	5,161,510.00	5,154,504.66	7,005.34 SOC Completed
K211511	US TREASURY- AMLR - FRF	08059	679,183.93	740,395.73	(61,211.80) SOC Completed
K211512	US TREASURY- FORESTRY - FRF	08059	254,193.29	301,032.53	(46,839.24) SOC Completed
K211513	US TREASURY- MINERALS - FRF	08059	364,140.23	412,000.12	(47,859.89) SOC Completed
K211514	US TREASURY- OOC - FRF	08059	8,054,322.17	8,333,222.14	(278,899.97) SOC Completed
K211515	US TREASURY- NAVAJO LAND DEPT	08059	1,506,116.05	1,595,215.39	(89,099.34) SOC Completed
K211516	US TREASURY- ECONOMIC RELIEF	08059	23,404,553.00	31,412,582.99	(8,008,029.99) SOC Completed
K211518	US TREASURY - JUDICIAL BRANCH	08059	1,694,697.03	1,759,604.17	(64,907.14) waiting on contract mod
K211519	US TREASURY - ATTORNEY GENERAL	08059	6,864,408.35	7,386,360.14	(521,951.79) SOC Completed
K211520	US TREASURY - FISH & WILDLIFE	08059	848,321.74	1,034,002.12	(185,680.38) SOC Completed
K211521	US TREASURY- ECONOMIC DEV- FRF	08059	888,468.49	969,148.11	(80,679.62) SOC Completed
K211522	US TREASURY- HARDSHIP ASSIST	08059	562,437,804.84	557,000,000.00	5,437,804.84 SOC Completed
K211537	US TREASURY- COVID-19 DALTCS	08059	1,900,130.46	2,330,205.00	(430,074.54) SOC Completed
K211540	US TREASURY- OFC OF MGMT & BDG	08059	289,915.10	333,638.27	(43,723.17) SOC Completed
K211543	US TREASURY- WATER TRANS & DIST	08059	30,128,272.58	30,988,544.41	(860,271.83) SOC Completed
K211547	US TREASURY- HARDSHIP ASSIST 2	08059	2,112,200.00	120,000,000.00	(117,887,800.00) SOC Completed
K211550	US TREASURY- BB LAST MILE 2	08059	30,852,776.21	31,022,420.84	(169,644.63) SOC Completed
K211556	US TREASURY- DNR ADMIN SUP COST	08059	383,370.11	463,792.45	(80,422.34) SOC Completed
K211558	US TREASURY- TRIBAL ENROLL MP	08059	195,215.70	290,048.74	(94,833.04) SOC Completed
K211561	US TREASURY- DRINKING WATER T&D	08059	38,892,170.01	45,456,814.38	(6,564,644.37) SOC Completed
K211563	US TREASURY- HOUSING SUPPORT	08059	65,652,206.00	96,400,000.00	(30,747,794.00) SOC Completed
K211565	US TREASURY- BATHROOM ADDITIONS	08059	100,177,055.00	68,374,453.12	31,802,601.88 SOC Completed

K211566	US TREASURY-DRINKING WATER SOU	08059	22,040,164.63	27,550,000.00	(5,509,835.37)	SOC Completed
K211591	US TREASURY- CHINLE WAREHOUSE	08059	-	1,200,000.00	(1,200,000.00)	SOC Completed
K211592	US TREASURY- DPS RURAL ADDRESS	08059	34,953,468.85	35,000,000.00	(46,531.15)	SOC Completed
K2115114	US TREASURY- NAZLINI WAREHOUSE	08059	-	400,000.00	(400,000.00)	SOC Completed
K2115115	US TREASURY-NAZLINI ADMIN BLDG	08059	-	350,000.00	(350,000.00)	SOC Completed
K2115116	US TREASURY- NAZLINI CEMETERY	08059	-	150,000.00	(150,000.00)	SOC Completed
K2115173	US TREASURY- LECHEE CH WAREHS	08059	-	230,500.00	(230,500.00)	SOC Completed
K2115207	US TREASURY-ST. MICHAELS RENOV	08059	-	6,000,000.00	(6,000,000.00)	SOC Completed
K2115208	US TREASURY-OAK SPRINGS KIT AD	08059	-	2,802,240.00	(2,802,240.00)	SOC Completed
K2115261	US TREASURY-TSAHBIKIN WAREHSE	08059	-	1,267,200.00	(1,267,200.00)	SOC Completed
K2115270	US TREASURY-CRYSTAL GOOSENECK	08059	-	21,083.40	(21,083.40)	SOC Completed
K2115368	US TREASURY-ROUND ROCK STORE	08059	-	21,298.32	(21,298.32)	SOC Completed
K2115391	US TREASURY-TEESTO JOHN D 724P	08059	-	541,746.00	(541,746.00)	SOC Completed
K2115392	US TREASURY-TEESTO JOHN D 324G	08059	-	86,312.00	(86,312.00)	SOC Completed
K2115549	US TREASURY- INDIRECT COST	08059	-	9,000,000.00	(9,000,000.00)	SOC Completed
CMY-28-24			521,857,353.00	508,786,973.25	13,070,379.75	
			2,079,494,883.00	2,223,197,095.79	(143,702,212.79)	2,079,494,883.00

2,223,197,095.79

RRR

508,786,973.25

FMIS budgeted

1,714,410,122.54

US Treasury Portal

2,079,494,883.00

FMIS Budgeted

1,714,410,122.54

365,084,760.46

Job K211515 US TREASURY-NAVAJO LAND DEPT  
Project  
Thru Date 7/31/2025

Cost Code	Cost Type	Description	L P M	DE C U M	Original Budget Amt	Revised Budget Amt	Actual Amount	Open Commit Amount	Budget Balance	% Revised Spent	% Revised Remaining
1710	Program Revenue	Program Revenue	6	B N	5,059,674.00-	1,595,215.39-	1,506,275.76-		1,595,215.39-	.94	1.00
1710	Program Revenue	Program Revenue	6	T	5,059,674.00-	1,595,215.39-	1,506,275.76-		88,939.63-	.94	.06
1705	CG Revenue	CG Revenue	5	T	5,059,674.00-	1,595,215.39-	1,506,275.76-		88,939.63-	.94	.06
1700	External C/G Revenue Source	External C/G Revenue Source	4	T	5,059,674.00-	1,595,215.39-	1,506,275.76-		88,939.63-	.94	.06
1000	Revenues	Revenues	3	T	5,059,674.00-	1,595,215.39-	1,506,275.76-		88,939.63-	.94	.06
2110	Regular	Regular	6	B N	2,410,680.00	352,629.22			352,629.22		1.00
2110	Regular	Regular	6	T	2,410,680.00	352,629.22	291,299.68		61,329.54	.83	.17
2100	Permanent	Permanent	5	T	2,410,680.00	352,629.22	291,299.68		61,329.54	.83	.17
2900	Fringe Benefits	Fringe Benefits	5	B N	1,045,755.00	155,623.48			155,623.48		1.00
2910	FICA	FICA	6	T			22,280.87		22,280.87-		
2920	Group Insurance	Group Insurance	6	T			55,879.41		55,879.41-		
2940	Retirement	Retirement	6	T			42,782.60		42,782.60-		
2950	Unemployment Benefits	Unemployment Benefits	6	T			5,786.88		5,786.88-		
2970	Annual Leave	Annual Leave	6	T			1,573.11		1,573.11-		
2900	Fringe Benefits	Fringe Benefits	5	T	1,045,755.00	155,623.48	128,302.87		27,320.61	.82	.18
2001	Personnel Expenses	Personnel Expenses	4	T	3,456,435.00	508,252.70	419,602.55		88,650.15	.83	.17
3110	Fleet	Fleet	6	B N	58,512.00						
3110	Fleet	Fleet	6	T	58,512.00						
3100	Vehicle Use	Vehicle Use	5	T	58,512.00						
3210	Vehicle Rental (off rese	Vehicle Rental (off rese	6	B N	110,800.00						
3210	Vehicle Rental (off rese	Vehicle Rental (off rese	6	T	110,800.00				217.00		1.00
3230	Personal Travel	Personal Travel	6	T		217.00	217.00			1.00	
3200	Personal Travel Expenses	Personal Travel Expenses	5	T	110,800.00	217.00	217.00			1.00	
3000	Travel Expenses	Travel Expenses	4	T	169,312.00	217.00	217.00			1.00	
4120	Office Supplies	Office Supplies	6	B N	12,500.00						
4120	Office Supplies	Office Supplies	6	T	12,500.00						
4200	Non Capital Assets	Non Capital Assets	6	B N	114,289.00	32,449.25	32,449.25		32,449.25	1.00	1.00
4200	Non Capital Assets	Non Capital Assets	6	T	114,289.00	32,449.25	32,449.25			1.00	
4100	Office Supplies & Equipme	Office Supplies & Equipme	5	T	126,789.00	32,449.25	32,449.25			1.00	
4410	Operating Supplies	Operating Supplies	6	B N	20,000.00	7,886.40			7,886.40		1.00
4410	Operating Supplies	Operating Supplies	6	T	20,000.00	7,886.40	7,886.40			1.00	
4400	Operating Supplies	Operating Supplies	5	T	20,000.00	7,886.40	7,886.40			1.00	
4000	Supplies	Supplies	4	T	146,789.00	40,335.65	40,335.65		2,987.56	1.00	1.00
5520	Telephone	Telephone	6	B N	16,000.00	2,987.56			2,987.56		
5520	Telephone	Telephone	6	T	16,000.00	2,987.56	3,213.87		226.31-	1.08	.08-
5510	Communications	Communications	5	T	16,000.00	2,987.56	3,213.87		226.31-	1.08	.08-
6300	Technology	Technology	6	B N	1,238,404.00	1,040,797.20			1,040,797.20		1.00

Job K211515 US TREASURY-NAVAJO LAND DEPT  
Project

Thru Date 7/31/2025

Cost Code	Cost Type	Description	L P M	DE C U M	Original Budget Amt	Revised Budget Amt	Actual Amount	Open Commit Amount	Budget Balance	% Revised Spent	% Revised Remaining
6300		Technology	6	T	1,238,404.00	1,040,797.20	1,040,797.20			1.00	
6100		Plant, Property & Equipme	5	T	1,238,404.00	1,040,797.20	1,040,797.20			1.00	
6000		Repairs & Maintenance	4	T	1,238,404.00	1,040,797.20	1,040,797.20			1.00	
7710		Insurance Premiums	6	B N	32,734.00	2,625.28			2,625.28		1.00
<b>7710</b>		<b>Insurance Premiums</b>	<b>6</b>	<b>T</b>	<b>32,734.00</b>	<b>2,625.28</b>	<b>2,109.49</b>		<b>515.79</b>	<b>.80</b>	<b>.20</b>
7700		Insurance & Benefits	5	T	32,734.00	2,625.28	2,109.49		515.79	.80	.20
7000		Special Transactions	4	T	32,734.00	2,625.28	2,109.49		515.79	.80	.20
2000		Expenses	3	T	5,059,674.00	1,595,215.39	1,506,275.76		88,939.63	.94	.06

Job K211515 US TREASURY-NAVAJO LAND DEPT  
Project

Thru Date 12/31/2024

Cost Code	Cost Type	Description	L P M	D E C U M	Original Budget Amt	Revised Budget Amt	Actual Amount	Open Commit Amount	Budget Balance	% Revised Spent	% Revised Remaining
6300		Technology	6	T	1,238,404.00	1,040,797.20	834,446.76	206,350.44		1.00	
6100		Plant, Property & Equipme	5	T	1,238,404.00	1,040,797.20	834,446.76	206,350.44		1.00	
6000		Repairs & Maintenance	4	T	1,238,404.00	1,040,797.20	834,446.76	206,350.44		1.00	
7710		Insurance Premiums	6	B N	32,734.00	2,625.28			2,625.28		1.00
7710		Insurance Premiums	6	T	32,734.00	2,625.28	2,558.68		66.60	.97	.03
7700		Insurance & Benefits	5	T	32,734.00	2,625.28	2,558.68		66.60	.97	.03
7000		Special Transactions	4	T	32,734.00	2,625.28	2,558.68		66.60	.97	.03
2000		Expenses	3	T	5,059,674.00	1,595,215.39	1,388,798.35	206,350.44	66.60	1.00	
US TREASURY-NAVAJO LAND DEPT T								206,350.44	206,350.44-		
Total:								206,350.44	206,350.44-		

Project

Cost Code	Cost Type	Description	L P M	Original Budget Amt	Revised Budget Amt	Actual Amount	Open Commit Amount	Budget Balance	% Revised	
									Spent	Remaining
1710	Program Revenue	6 BN	5,059,674.00-	1,595,215.39-	1,388,798.35-	1,595,215.39-	1,595,215.39-		.87	1.00
1710	Program Revenue	6 T	5,059,674.00-	1,595,215.39-	1,388,798.35-	1,595,215.39-	206,417.04-		.87	.13
1705	CG Revenue	5 T	5,059,674.00-	1,595,215.39-	1,388,798.35-	1,595,215.39-	206,417.04-		.87	.13
1700	External C/G Revenue Sourc	4 T	5,059,674.00-	1,595,215.39-	1,388,798.35-	1,595,215.39-	206,417.04-		.87	.13
1000	Revenues	3 T	5,059,674.00-	1,595,215.39-	1,388,798.35-	1,595,215.39-	206,417.04-		.87	.13
2110	Regular	6 BN	2,410,680.00	352,629.22	352,629.22	352,629.22	352,629.22		1.00	1.00
2110	Regular	6 T	2,410,680.00	352,629.22	352,629.22	352,629.22			1.00	
2100	Permanent	5 T	2,410,680.00	352,629.22	352,629.22	352,629.22			1.00	
2900	Fringe Benefits	5 BN	1,045,755.00	155,623.48	155,623.48	155,623.48	155,623.48		1.00	1.00
2910	FICA	6 T			26,926.08	26,926.08				
2920	Group Insurance	6 T			67,357.21	67,357.21				
2940	Retirement	6 T			52,487.75	52,487.75				
2950	Unemployment Benefits	6 T			6,502.21	6,502.21				
2970	Annual Leave	6 T			2,350.23	2,350.23				
2900	Fringe Benefits	5 T	1,045,755.00	155,623.48	155,623.48	155,623.48			1.00	1.00
2001	Personnel Expenses	4 T	3,456,435.00	508,252.70	508,252.70	508,252.70			1.00	1.00
3110	Fleet	6 BN	58,512.00							
3110	Fleet	6 T	58,512.00							
3100	Vehicle Use	5 T	58,512.00							
3210	Vehicle Rental (off rese	6 BN	110,800.00							
3210	Vehicle Rental (off rese	6 T	110,800.00							
3230	Personal Travel	6 BN		217.00			217.00			1.00
3230	Personal Travel	6 T		217.00		217.00			1.00	
3200	Personal Travel Expenses	5 T	110,800.00	217.00	217.00	217.00			1.00	1.00
3000	Travel Expenses	4 T	169,312.00	217.00	217.00	217.00			1.00	1.00
4120	Office Supplies	6 BN	12,500.00							
4120	Office Supplies	6 T	12,500.00							
4200	Non Capital Assets	6 BN	114,289.00	32,449.25			32,449.25			1.00
4200	Non Capital Assets	6 T	114,289.00	32,449.25	32,449.25	32,449.25			1.00	1.00
4100	Office Supplies & Equipme	5 T	126,789.00	32,449.25	32,449.25	32,449.25			1.00	1.00
4410	Operating Supplies	6 BN	20,000.00	7,886.40			7,886.40			1.00
4410	Operating Supplies	6 T	20,000.00	7,886.40	7,886.40	7,886.40			1.00	1.00
4400	Operating Supplies	5 T	20,000.00	7,886.40	7,886.40	7,886.40			1.00	1.00
4000	Supplies	4 T	146,789.00	40,335.65	40,335.65	40,335.65			1.00	1.00
5520	Telephone	6 BN	16,000.00	2,987.56			2,987.56			1.00
5520	Telephone	6 T	16,000.00	2,987.56	2,987.56	2,987.56			1.00	1.00
5510	Communications	5 T	16,000.00	2,987.56	2,987.56	2,987.56			1.00	1.00
5500	Communications & Utilities	4 T	16,000.00	2,987.56	2,987.56	2,987.56			1.00	1.00
6300	Technology	6 BN	1,238,404.00	1,040,797.20			1,040,797.20			1.00

K211515

Obj Code	5/31/2024	6/14/2024	6/28/2024	7/12/2024	7/26/2024	8/9/2024	8/23/2024	9/6/2024	9/20/2024	9/30/2024	Total
2120	607.50	7,531.89	5,995.20	7,218.00	8,286.96	6,765.45	7,153.26	7,299.60	6,544.80	3,926.88	61,329.54 ✓
2912		466.97	371.71	447.51	513.80	419.45	443.50	452.57	405.78	243.46	3,764.75 ✓
2914		109.21	86.92	104.67	120.16	98.09	103.73	105.83	94.90	56.95	880.46 ✓
2921		775.93	775.93	1,378.15	974.31	1,119.33	1,199.89	1,100.70	1,100.70	600.91	9,025.85 ✓
2926		218.99	223.23	353.98	221.43	222.54	246.95	221.43	221.43	115.21	2,045.19 ✓
2928		44.03	44.03	70.54	44.03	44.03	49.42	44.03	44.03	22.62	406.76 ✓
2942		110.12	91.35	123.35	154.36	122.14	122.04	124.57	113.25	67.97	1,029.15 ✓
2944		1,092.11	869.30	1,034.78	1,232.66	1,031.28	1,037.22	1,049.57	830.67	498.41	8,676.00 ✓
2946											
2951		117.77	98.10	66.39	67.66	65.85	96.51	103.14	62.44	37.47	715.33 ✓
2971		96.39	76.72	92.38	106.06	86.59	91.55	93.42	83.76	50.25	777.12 ✓
767	607.50	10,563.41	8,632.49	10,889.75	11,721.43	9,974.75	10,544.07	10,594.86	9,501.76	5,620.13	88,650.15 ✓
		55.73	44.33	53.40	61.32	50.07	52.89	53.97	48.43	29.05	449.19 ✓
	607.50	10,619.14	8,676.82	10,943.15	11,782.75	10,024.82	10,596.96	10,648.83	9,550.19	5,649.18	89,099.34 ✓
											89,099.34

Approved by:

*Lisa Jymm*

Lisa Jymm, Executive Director

Date:

*5-29-25*

1476691